



AGENDA

LANE REGIONAL AIR PROTECTION AGENCY

CITIZENS ADVISORY COMMITTEE MEETING

TUESDAY NOVEMBER 26, 2024

12:00 P.M.

Virtual Participation

By Video: <https://us02web.zoom.us/j/88502781432>

By Audio: +1 253 215 8782

Meeting ID: 885 0278 1432

In-Person Participation

Due to LRAPA's Temporary office relocation, this meeting will be exclusively on Zoom.

[Note: Start times for agenda items are approximate.]

- 1. 12:00 Call to Order/Agenda Review**
- 2. 12:05 Public Participation**
- 3. 12:10 Board Meeting Overview**
- 4. 12:20 Draft CAC 2024 Annual Report**
- 5. 12:30 LRAPA Survey Update**
- 6. 12:40 Reapplication for Membership – Kelly Wood**
- 7. 12:50 Roundtable**
- 8. 1:00 Adjournment**

We endeavor to provide public accessibility to LRAPA services, programs, and activities for people with disabilities. People needing special accommodations to participate in LRAPA public hearings such as assistive listening devices or accessible formats such as large print, Braille, electronic documents, or audio tapes, should please contact the LRAPA office as soon as possible, but preferably at least 72 hours in advance. For people requiring language interpretation services, including qualified ASL interpretation, please contact the LRAPA office as soon as possible, but preferably at least 5 business days in advance so that LRAPA can provide the most comprehensive interpretation services available. Please contact the LRAPA Nondiscrimination Coordinator at accessibility@lrpa.org or by calling the LRAPA office at 541-736-1056.

Nos esforzamos por proporcionar accesibilidad pública a los servicios, programas y actividades de LRAPA para personas con discapacidades. Las personas que necesiten adaptaciones especiales, como dispositivos de asistencia auditiva, formatos accesibles como letra grande, Braille, documentos electrónicos o cintas de audio, deben comunicarse con la oficina de LRAPA con al menos 72 horas de anticipación. Para las personas que requieren servicios de interpretación de idiomas, incluyendo la interpretación calificada de ASL, comuníquese con la oficina de LRAPA al menos con 5 días laborables de anticipación para que LRAPA pueda proporcionar los servicios de interpretación que sean lo más completos disponibles. Para todas las solicitudes, envíe un correo electrónico al Coordinador de Antidiscriminatoria de LRAPA a accessibility@lrpa.org o llame a la oficina de LRAPA al 541- 736-1056



**CITIZENS ADVISORY COMMITTEE
MEETING MINUTES
OCTOBER 29, 2024**

MEETING VIA ZOOM

ATTENDANCE

COMMITTEE PRESENT:	LRAPA STAFF PRESENT:
Chair Jim Daniels	Travis Knudsen, Executive Director
Vice-Chair Kelly Wood	Max Hueftle, Operations Manager
Chris Cline	Heather Gravelle, Administrative Assistant
Evelina Davidova-Kamis	
Peter Dragovich	
Ben Larson	
Paul Metzler	
Teresa Roark	
COMMITTEE ABSENT/EXCUSED:	OTHER'S PRESENT:
None.	None.

AGENDA

ACTION

AGENDA	ACTION
REGULAR MEETING	
1. Call to Order/Agenda Review.	Chair Jim Daniels convened the regular meeting at noon.
2. Public Participation.	None.
3. Board Meeting Overview.	Chair Daniels and Mr. Knudsen reported on several key items from the October 10, 2024 Board meeting, including progress on the office remodel project, status of environmental monitoring activities, updates regarding the biofuels transfer facility, and the upcoming Executive Director performance review scheduled for November.
4. LRAPA Survey Update.	Mr. Knudsen presented a preliminary analysis of the ongoing LRAPA survey results. Following a lengthy discussion, Committee members identified action items that include sending a survey reminder email, creating separate survey summaries for

	<p>permittees and other groups and preparing a permittee only summary for the next CAC meeting.</p>
<p>5. Roundtable.</p>	<p>Evelina Davidova-Kamis requested clarification on who determines the location of permitted sources, and the Notice of Noncompliance (NoN) process for corrective actions.</p> <p>Chris Cline noted that with wildfire season ending, he appreciated LRAPA's partnership and their approach to allowing outdoor burning while maintaining public safety.</p> <p>Kelly Wood noted that in light of new OSHA rules requiring AQI monitoring, employees have embraced it as a valuable resource.</p>
<p>6. Adjournment.</p>	<p>Chair Daniels adjourned the Committee meeting at 1:00 p.m.</p>

(Minutes recorded by Heather Gravelle)



Director’s Report for October 2024

Meeting Date: November 14, 2024
Department: Director’s Office
www.lrapa.org

Agenda Item No. 15
Staff Contact: Travis Knudsen
541-736-1056 ext. 217

OCTOBER 2024 AQI CHARTS AND STATS:

Site	Date	Max AQI	Pollutant
Eug/Spfld	6-Oct-24	71	PM
Oak	11-Oct-24	115	PM
CottGrv	7-Oct-24	80	PM

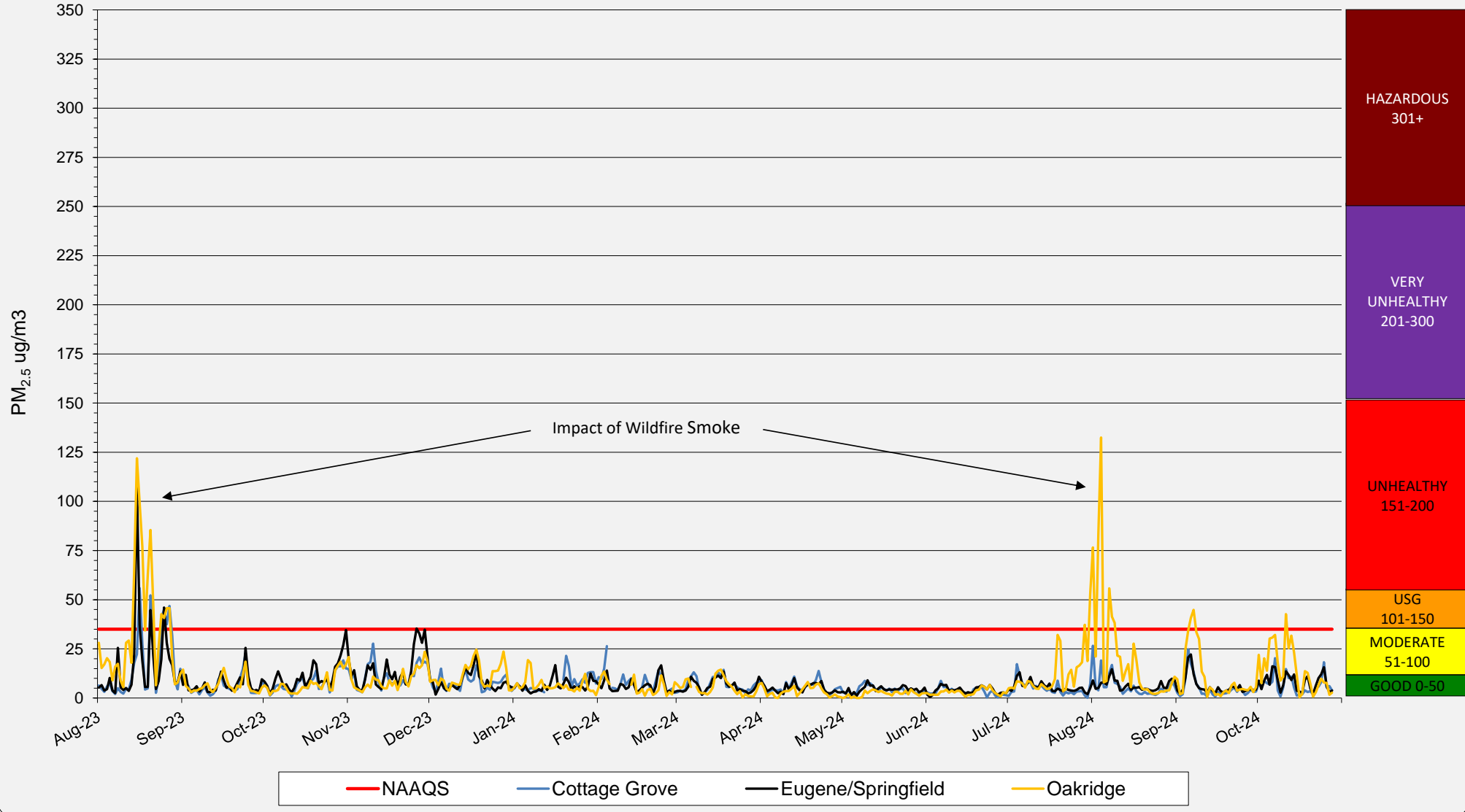
AQI	Eug/Spfld	Oak	CottGrv	AQI Range	PM2.5 Range, ug/m3	Ozone Range, ppb
Good	14	15	24	0-50	0-9	0-54
Moderate	17	15	7	51-100	9.1-35.4	55-70
USG	0	1	0	101-150	35.5-55.4	71-85
Unhealthy	0	0	0	151-200	55.5-125.4	86-105
Very Unhealthy	0	0	0	201-300	125.5-225.4	106-200
Hazardous	0	0	0	301+	225.5+	201+

Attachment No. 1: Air Quality Index (AQI) charts for Lane County (October 2024)

Attachment No. 2: PM2.5 index charts for Lane County (October 2024)

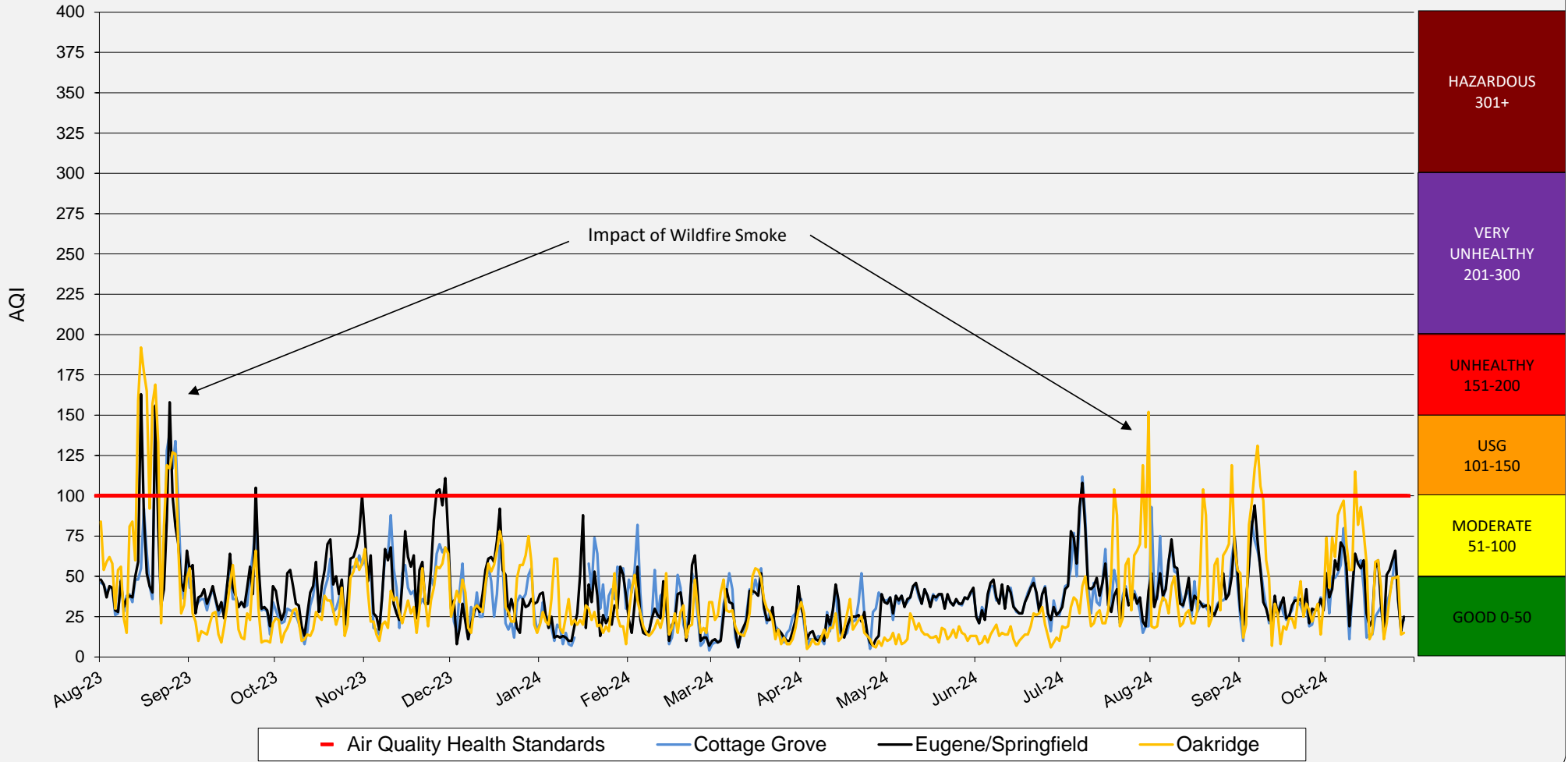
Daily PM2.5 Levels

Daily Sampling, NAAQS Exceedance is Triggered on the 8th High



Daily Air Quality Index Chart

This 15-month chart demonstrates the seasonality of the pollutants.



COMPLAINTS RECEIVED: 10/1/2024 thru 10/31/2024:

Smoke complaints: 33
30 - Outdoor Burning
2 – Home Wood Heating
1 - Wildfires
Industry: 10
3 - International Paper
1 – Parr Lumber
3 - Knife River
1 – Pacific Recycling
1 - Hexion
1 - 9 Wood Inc.
Miscellaneous: 14
3 - Asbestos
1 - Marijuana
2 - Vehicle Exhaust
1 - Diesel Generator
1 – Meat Smoker
1 – Jet Plane Fuel
5 - Unknown
Total: 57

The calendar year 2024 compares to previous years:

Year	2019	2020	2021	2022	2023	*2024
Dust	15	17	26	12	7	8
Ag Burning / Spraying	6	2	7	2	3	3
General Air Quality	12	4	8	1	25	22
Home Wood Heating	128	74	57	67	52	26
Industry	170	100	336	198	97	62
Outdoor Burning	402	423	243	292	254	195
Slash Burning	16	12	10	6	12	3
Miscellaneous	67	59	40	102	72	91
Unknown	39	74	71	45	65	69
Total	855	765	798	725	587	479

* Year-To-Date

NEW: 10/01/2024 -- 10/31/2024:

Calendar year 2024 compared to previous years:

Year	2019	2020	2021	2022	2023	*2024
Notices of Non-compliance and Warnings	55	15	21	24	19	9
Notices of Violation with Civil Penalties	37	26	17	24	15	5

* Year-To-Date.

ENFORCEMENT: 10/01/2024 to 10/31/2024

Category of Violation	New	Follow-Up Action	Pending	Closed	Total
Asbestos	-	-	3	-	3
Industrial	-	-	5	-	5
Outdoor Burning	-	-	4	-	4
Fugitive Dust	-	-	-	-	-
Home Wood Heating	-	-	-	-	-
Totals	-	-	12	-	12

NEW/OPEN ENFORCEMENT ACTIONS STATUS DETAIL REPORT

10/1/2024 -- 10/31/2024

Report of open and actions initiated since last report

NEW ENFORCEMENT ACTIONS: 10/01/2024 -- 10/31/2024

1. T.J. ROBBINS (FALL CREEK)
 - A. Violation: Allowed for the outdoor burning of prohibited materials (machine parts, aerosol can, metal wire, canned food containers, etc.).
 - B. Initial Action Taken: NON #3907 issued 09/06/2024
 - C. Subsequent Action: NCP #2024-3907 (\$275) issued 09/06/2024: no response and no payment received; a default order judgment is in process for a lien on the property
 - D. Resolution: PENDING

2. DUST 2 DIAMONDS, LLC (SPRINGFIELD)
 - A. Violation: Performed an asbestos abatement project without possessing a license to perform asbestos abatement; openly accumulated friable asbestos-containing materials.
 - B. Initial Action Taken: NON #3908 issued 09/06/2024
 - C. Subsequent Action: NCP #2024-3908 (\$8400) issued 09/06/2024: request for reduction under review.
 - D. Resolution: PENDING

3. A & K DEVELOPMENT CO, PAC METAL FAB (JUNCTION CITY)
 - A. Violation: Failed to notify LRAPA prior to the construction of a new stationary source in accordance with LRAPA Rules and Regulations Section 34-010(1)(a); operating an air contaminant source which is listed in Section 37-8010 Table 1 without first obtaining and ACDP from LRAPA in accordance with LRAPA 37-0020(3).
 - B. Initial Action Taken: NON #3903 issued 05/30/2024
 - C. Subsequent Action: PENDING – documents submitted by 9/20/2024 under review
 - D. Resolution: PENDING

4. PETROCARD INC (GOSHEN) (GOSHEN)
 - A. Violation: The permittee failed to submit in a timely manner performance testing records to LRAPA which demonstrate compliance with vapor testing requirements outlined in permit conditions 5.1.a and 5.1.b. On 2/25/2022 the permittee was notified by LRAPA that they had exceeded the annual throughput threshold of 480,000 gallons of gasoline in 2019 and were therefore subject to the vapor recovery testing requirements outlined in the permit. On 4/8/2022 LRAPA was advised that vapor recovery testing could not be completed since the lines were manifolded and the issue was escalated to construction to isolate the lines. On 7/7/2022 LRAPA called and emailed the permittee requesting an update. On 8/2/2022 LRAPA called and emailed the permittee requesting an update. Permittee responded advising that they were still working to fix the issue. On 10/5/2022 LRAPA emailed the permittee requesting an update. On 10/26/2022 LRAPA called and emailed the permittee requesting an update.
 - B. Initial Action Taken: NON #3872 issued 11/03/2022
 - C. Subsequent Action: NCP #2022-3872 (\$3000) issued 12/08/2022: submitted the test results over 12-month late, therefore the request for reduction was not approved. No response to payment has been received, a default order judgment is in process for a lien on the property.
 - D. Resolution: PENDING

5. JOHN A. RANKIN AND STEVE FOWLKES (SPRINGFIELD)
 - A. Violation: 43-015(10)- ASBESTOS ABATEMENT NOTIFICATION REQUIREMENTS. Except as provided for in 43-015-8, written notification of any asbestos abatement project must be provided to the Agency on a form prepared by and available from the Agency, accompanied by the appropriate fee; 43-015(11)(C)- Enclose the area of the asbestos-containing materials to be abated, in a negative pressure enclosure prior to abatement unless prior approval has been granted by the agency; 43-015(11)(G)- The asbestos abatement project area shall be adequately cleaned at the conclusion of the project to assure removal of all asbestos debris; 43-015(11)(N)- Open storage or open accumulation of friable asbestos-containing material or asbestos containing waste material is prohibited; 43-015(11)(P)- No person shall conduct an asbestos abatement project unless they possess a current asbestos abatement Contractors license or worker's certification, issued by the Department under OAR 340-248-040 or OAR 340-248-0120 and OAR 340-248-0130, respectively, unless exempted by 43-015-8 and/or 43-015-9; 43-015(11)(S)- A certified supervisor is required to be present on each asbestos abatement project other than a small-scale short-duration activity; 43-015(11)(T)- An owner or operator of a facility shall not allow any persons other than those employees of the facility owner or operator who are appropriately certified or a licensed asbestos abatement contractor to perform an asbestos abatement project in or on that facility unless exempted by 43-015-8 or 43-015-9; 43-015-19(B)- Persons disposing of asbestos-containing waste material must notify the landfill operator of the

type and volume of the asbestos-containing waste material; 43-015(19)(B)(1)- All asbestos-containing waste materials must be adequately wetted to ensure that they remain wet until delivered to an authorized landfill, and either: (a) processed into non-friable pellets or other shapes; or (b) packaged in leak-tight containers such as two plastic bags with a minimum thickness of 6 mil., or fiber or metal drum. Containers must be labeled as follows: (i) the name of the asbestos waste generator and the location where the asbestos waste was generated; and (ii) a warning label that states: DANGER Contains Asbestos Fibers Avoid Creating Dust Cancer and Lung Disease Hazard Avoid Breathing Airborne Asbestos Fibers Alternatively, warning labels specified by 29 CFR 1926.1101(k)(7)(8/19/94) may be used; 43-105(19)(E)- All asbestos-containing waste material must be deposited as soon as possible by the waste generator at: (1) An asbestos-containing waste disposal site authorized by the Department and operated in accordance with the provisions of this rule;

- B. Initial Action Taken: NON #3877 issued 03/06/2023
- C. Subsequent Action: NCP #2023-3877 (\$10400) issued 03/06/2023: request for reduction approved and reduced to \$5,200 on 04/19/2023 with a payment schedule of \$400 per month and is on schedule with payments with a balance of \$400.
- D. Resolution: PENDING

6. KYLE MCLENNAN, BRUCE R MCLENNAN (VENETA)

- A. Violation: Failure to obtain an asbestos survey from an accredited asbestos inspector prior to conducting the demolition of a facility; Burning construction/demolition waste without first obtaining an LRAPA letter permit.
- B. Initial Action Taken: NON #3880 issued 04/11/2023
- C. Subsequent Action: NCP #2023-3880 (\$3,650) issued 04/11/2023; no response and no payment received; a default order judgment is in process for a lien on the property
- D. Resolution: PENDING

7. APRO LLC DBA UNITED PACIFIC ROCKET # (SPRINGFIELD)

- A. Violation: The permittee failed to submit performance testing records to LRAPA which demonstrate compliance with triennial vapor testing requirements outlined in permit conditions 5.0. Permittee last submitted testing results relative to conditions 5.1.a and 5.1.b on February 4th, 2020, and therefore is required to have testing conducted by February 4th, 2023. Condition 7.1.c of the permit requires notification of upcoming testing be submitted to LRAPA and condition 7.2 requires test results be submitted to LRAPA no later than 30 after testing has occurred.
- B. Initial Action Taken: NON #3886 issued 04/25/2023
- C. Subsequent Action: NCP #2023-3886 (\$2,250) issued 06/12/2023: no response and no payment received; a default order judgment is in process for a lien on the property
- D. Resolution: PENDING

8. SEALS, MARK (ELMIRA)

- A. Violation: Outdoor burning of prohibited materials (metal, plastic, rubber, etc.).
- B. Initial Action Taken: NON #3888 issued 06/13/2023
- C. Subsequent Action: NCP #2023-3888 (\$550) issued 07/31/2023: no response and no payment received; a default order judgment is in process for a lien on the property
- D. Resolution: PENDING

9. CARTER, LARRY; VERNON VENSON (SPRINGFIELD)
 - A. Violation: Allowing for the open burning of prohibited materials (pressure treated wood, railroad ties, plastics, clothing, drywall, metal, etc.)
 - B. Initial Action Taken: NON #3895 issued 12/14/2023
 - C. Subsequent Action: NCP #2023-3895 (\$550) issued 12/18/2023; no response and no payment received; a default order judgment is in process for a lien on the property
 - D. Resolution: PENDING
10. WOOLMAN, TIM (VENETA)
 - A. Violation: Allowing for the burning of prohibited materials (plastics).
 - B. Initial Action Taken: NON #3898 issued 03/01/2024
 - C. Subsequent Action: NCP #2024-3898 (\$850) issued 03/07/2024; no response and no payment received; a default order judgment is in process for a lien on the property
 - D. Resolution: PENDING
11. EMERALD PEOPLE'S UTILITY DISTRICT (EUGENE)
 - A. Violation: Submitted a partial 2023 annual report a 12-month rolling PSEL calculation spreadsheet which demonstrated that the facility emissions for PM2.5, CO and NOx were in excess of the permitted emission limits during the 12-month periods ending in September - December 2023 and in 2024.
 - B. Initial Action Taken: NON #3902 issued 06/06/2024
 - C. Subsequent Action: PENDING – reviewing additional documents submitted.
 - D. Resolution: PENDING
12. AURORA INNOVATIONS / HYDROFARM (EUGENE)
 - A. Violation: Failure to submit 2023 semi-annual report required by Condition #28 in their ACDP #200053. The 2023 semi-annual report was due February 15, 2024; failure to submit their 2023 ATEI report by July 1, 2024.
 - B. Initial Action Taken: NON #3910 issued 07/31/2024
 - C. Subsequent Action: Submitted reports are under review
 - D. Resolution: PENDING

OUTDOOR BURNING LETTER PERMITS: 10/01/2024 TO 10/31/2024

There was no Outdoor Burning Letter Permit (OBLP) issued in October 2024.

ASBESTOS ABATEMENT: 10/01/2024 to 10/31/2024

For perspective, here is how the total number of asbestos abatement notices filed, how many were schools and the number of notices inspected for calendar year 2024 compares to previous years:

Calendar year 2024 compares to previous years:

Year	2019	2020	2021	2022	2023	*2024
Total Asbestos Abatement Notices	488	439	408	465	466	375
School Asbestos Abatement Notices (NESHAP)	16	25	20	16	17	18

Number of Asbestos Abatements Inspected	94	93	104	115	91	74
--	----	----	-----	-----	----	----

* Year-To-Date.

PERMITTING (TITLE V AND ACDP):

- Currently 15 sources, Title V permits
- Currently approximately 275 sources, Air Contaminant Discharge Permits (ACDPs)

Permit activities:

Category of Permit Activity	Title V	ACDP	Registration	Total Active
New	1	2		3
Renewals	3	11		14
Modifications		1		2
Constructions				
General TV	1			1
Registrations				
Terminated Permits		7		7
Total Issued Permits Year-to-date	7	42		49

Permits placed on public notice:

Source Name	Reason for Public Notice	Type of Permit
Kingsford Mfg.	Renewal of Title V	Title V renewal. Off public notice 11/18/2024

Permits with public hearing notice:

Source Name	Reason for Public Hearing	Date of Public Hearing

Permit backlog:

Permit Type	Total Number of Permits by Type	Number of Permits Extended Administratively	Percentage of Total (%)
Title V	15	2	13%
Standard	26	4	15%
Simple	27	3	11%
Total	68	9	13%

MEDIA INTEREST, EXTERNAL COORDINATION AND OUTREACH

Date	Media	Person	Topic
2/9/2024	KEZI	Robert Desaulniers	Springfield Burning Variance
2/25/2024	KEZI	Noah Chavez	Springfield Burning Variance
03/28/2024	Ore. News Service	Eric Tegethoff	Air Quality Awareness Week

03/28/2024	KVAL	Juliette Smith	Allergy Season
04/25/2024	KLCC	Tiffany Eckert	ALA Report
04/29/2024	KEZI	Aaron Arellano	ALA Report
05/03/2024	Eugene Emerald	Andres Baisch	ALA Report
06/04/2024	KXCR	Larry Bloomfield	Community Talk Radio
07/30/2024	KEPW	John Quetzalcoatl Murray	Short Mountain and EPUD PSEL exceedance
08/12/2024	KMTR	Gold Meadows	J.H. Baxter cleanup and LRAPA role in process.
09/18/2024	KMTR	Aaron Arellano	J.H. Baxter EPA visit w/ Casey Sixkiller and DEQ
09/27/2024	KEZI	News Staff	Delay starts to outdoor burning to 10/15
09/27/2024	KMTR	Zach Bruhl	Share \$1M award for EJG2G Grant for wildfire smoke mitigation & health study
09/27/2024	KMTR	News Staff	Delay starts to outdoor burning to 10/15
09/30/2024	KEZI	Aaron Arellano	Dely starts to outdoor burning and ongoing delays to start of burning season
10/3/2024	KLSR FOX	Angela Yamamoto	\$1M EJG2G award and work in Oakridge
10/6/2024	KMTR	Takur Conlu	Valley smoke due to fires & wind
10/9/2024	KEZI	Ryan Bonham	Outdoor Burning delayed to 11/1 Lane County
10/9/2024	KMTR	News Staff	Delay outdoor burning to 11/1
10/11/2024	KVAL	Dannie	AQI for weekend and Duck's game
10/11/2024	Eugene Weekly	Bentley Freeman	Questions on Hazeldell Quarry in Oakridge and AQI
10/11/2024	Oregon Journalism Group	Jeff Manning	Questions on wildfire smoke impacts from 2020 fires
10/11/2024	KMTR	News Staff	Kingsford public comment on Title V permit changes
10/18/2024	KMTR	News Staff	Correction on poor initial story and description of permit changes for Kingsford
10/21/2024	KEZI	News Staff	ODF Ended fire season and LRAPA opened outdoor burning 10/22

PUBLIC EVENTS AND OUTREACH

Presentation to Eugene Rotary (10/3 at Eugene Mission)

Matt Sorensen and Travis Knudsen provided Eugene Rotary a presentation covering the basics of LRAPA's scope of work and focused on wildfire and smoke impacts on our region. The meeting was well attended and there was a great deal of discussion during the Q&A section.

USD Clean Fuels- Beyond Toxic & ABC Bethel Community Meeting (10/7 at Bethel Community Church)

Matt Sorensen and Permit Writer Beth Erikson attended this meeting to listen to the concerns of the residents in the area impacted by the proposed USD Clena Fuels transload site. There was nearly 80 people in attendance including Eugene Mayor Vinnis, Eugene Councilwoman Leech, Eugene Councilman Evans, as well as Register Guard, KEZI, and LCC Radio. The purpose of the meeting was educating attendees on the site, followed by discussing options to prevent the project advancing. Many in attendance wanted to know why the city ok'd the land use. It was decided that Beyond Toxics would challenge the City of Eugene's approval for the land use and

also mentioned potentially getting community members to attend a public hearing on the site, if LRAPA was to hold one, to try and stop the project getting a permit.

Executive Director Visits w/ Elected Officials (10/17 to 11/1)

Travis Knudsen along with Matt Sorensen met with the following elected officials in-person (except for one):

10/17- Lane County Commissioner Ryan Ceniga
10/18- Lane County Commissioner Pat Farr
10/23- Representative Julie Fahey (virtual)
10/24- Lane County Commissioner Heather Buch
10/28- Lane County Commissioner Laurie Trieger
11/1- Senator James Manning
11/1- Rep. John Lively
11/1- Rep. Nancy Nathanson

At each meeting Travis shared LRAPA's role in Lane County and then dialogued with each official based on their interest. Each official was reminded that LRAPA is ready to provide answers and support to them and their constituents as the need arises. Actions resulting from meetings included, LRAPA helping Commissioner Ceniga by contacting ODF to inquire about ending the fire season before 11/1 to allow for outdoor burning in Lane County. LRAPA also provided a letter of support to Rep. Nathanson for a grant application she is working on to get funds for a layover facility for locomotives in Eugene.

City of Cottage Grove Partnership Development (10/23)

Matt Sorensen visited with Cottage Grove City Manager, Mike Sauerwein, and other city leadership to discuss avenues to assist Cottage Grove and its citizens. Matt also left materials on outdoor burning and business cards that direct people to contact LRAPA for our many services.

USD Clean Fuels- City of Eugene Recalls Land Use Approval (10/25)

Due to advocacy by Beyond Toxic and the large turnout to their meeting, the City of Eugene recalled the LUCS for the USD Clean Fuels site and has up to 3 months to reconsider their decision.

Lane County's Community Wildfire Protection Plan CWPP (10/29)

Matt Sorensen attended the first meeting for Lane County's development of a new Community Wildfire Protection Plan. The county wide scope of the project includes updating evacuation plans, updating the Wildfire Urban Interface (WUI) plan, adjusting building plans in the WUI, and considering the Environmental and Public Health Impacts of wildfires. LRAPA has agreed to join the committee working on the Environmental and Public Health Impacts.

AGENCY GOALS AND UPDATES

In January 2022, the Board established the following goals to drive LRAPA's efforts in protecting public health, community well-being, and the environment. Below is an overview of each goal, accompanied by recent updates and milestones, with specific focus on activities in September 2024.

1. Oakridge/Westfir Air Quality Improvement

Objective: Seek EPA approval to improve air quality in Oakridge/Westfir.

- Following the redesignation of Oakridge in September 2022, LRAPA continues to implement two targeted airshed grants in the area to further improve progress.

- LRAPA is implementing the EJG2G grant expanding the Oakridge Air program to include wildfire mitigation efforts.
 - o LRAPA has executed subaward agreements under this grant with South Willamette Solutions (SWS), and Lane County Public Health (LCPH).
 - o LRAPA has prepared a RFP for contracted work under the grant, currently SWS is reviewing the Request for Proposal (RFP) for suggested changes before LRAPA will move forward with the publishing RFP.
 - o The Oregon Health Authority and LCPH are working to secure datasets for the health and morbidity study under this grant agreement.

2. Internal Efficiency Enhancement

Objective: Streamline internal processes and policies for improved efficiency.

- LRAPA has fully established its operations at the Lane County Public Service Building. Staff are splitting time between working from home and working at the Lane County Public Service Building.
- LRAPA's Administrative Manager has been hired who will bring a helpful skillset of business management and workflow organization to improve internal functions across the agency which will help LRAPA better service the community.
 - o Rachelle Nicolas was hired for this role and brings experience in regulatory compliance and enforcement from her 18-year tenure with the City of Eugene, where she notably established the City's rental housing code program from the ground up and served as Inspection Services Manager overseeing building inspections, code compliance, and business licensing programs. Her background in code enforcement and regulatory oversight, combined with her proven track record in managing diverse teams and implementing new programs, provides her with a strong foundation for understanding the complexities of environmental regulations and the importance of consistent, fair enforcement practices that will serve LRAPA's mission well.

3. Pre-Budget Planning

Objective: Plan ahead for budget committee meetings to ensure financial stability.

- LRAPA is engaged in the Audit of FY'24. Auditors have been onsite since the first week of November and the Audit is fully underway.
- The FY24 audit timeline has been extended from December 31, 2024, to March 31, 2025, with approval from the Oregon Secretary of State. This extension was necessary due to several compounding factors: the implementation of a new accounting system during FY24, turnover in executive and finance leadership, and the temporary relocation of administrative offices in early FY25. Reconciliation challenges between the old and new systems have been particularly significant, especially given the departure of key personnel who led the system implementation.
- These combined circumstances have impacted our standard audit preparation process.

4. Financial Stability Assessment

Objective: Evaluate LRAPA's costs and explore funding sources for long-term stability.

- LRAPA's budget forecast and assumptions indicate the agency's finances are stable.
- Annual invoicing of fees to LRAPA's permitted sources was successful on October 1. Fees are due December 1.

5. Website Redesign

Objective: Improve LRAPA's website for better user access to air quality information.

- The website continues to be updated to accurately reflect current operations at the Organization, such as updates to the staff directory to reflect new hires.
- Facility Specific Cleaner Air Oregon webpages are in progress of being updated for existing sources and created for new sources.

6. Community Engagement

Objective: Increase interaction with communities to raise air quality awareness.

- LRAPA continues to engage collaboratively with various stakeholders and agencies on soil remediation activities concerning J.H. Baxter in West Eugene.
- LRAPA is collaborating with the Pacific Northwest International Section of the Air & Waste Management Association to plan the 2024 PNWIS conference at the Graduate Hotel in Eugene this November, enhancing industry relationships.

7. Collaboration and Partnerships

Objective: Strengthen relationships with local communities and industry for problem-solving.

- LRAPA participated in several regional collaborative groups and committee meetings in September. These included Lane Regional Climate Collaborative, Oakridge Area Fire Safe Council, and Lane County Healthy Housing Collaborative.

8. Funding Source Diversification

Objective: Seek new funding opportunities to support air quality programs.

- LRAPA has been informed by DEQ that its prospects for increased budget support are constrained due to a lower prioritization of climate and environment in the governor's budget. Consequently, LRAPA's ability to secure enhanced funding through DEQ is significantly limited.

9. Airmetrics Enterprise Evaluation

Objective: Assess the effectiveness of Airmetrics in monitoring air quality.

- Following the board's decision in late 2023, Airmetrics has ceased all operations. LRAPA provided a 30-day notice to terminate the lease on the Airmetrics warehouse space, which concludes on July 24, 2024. LRAPA has fully vacated the space and removed all references to Airmetrics from its website in early June 2024.

10. Complaint Intake Process Improvement

Objective: Enhance the process for receiving and responding to air quality complaints.

- LRAPA has revised the internal complaint entry user interface in LINFO to streamline the process for staff to enter complaints and investigation results in early 2024. With

multiple new staff joining the organization, LRAPA is convening training on complaint intake processes to maintain effectiveness and productivity.

11. Regulatory Engagement

Objective: Stay updated on air quality regulations through engagement with relevant organizations.

- LRAPA staff engaged with the Board to discuss the annual fee increases for Air Contaminant Discharge Permit (ACDP) and Asbestos Notification fees. The Board was provided with detailed information on the fee structure, the essential work supported by these fees, and considerations for potential adjustments.
- LRAPA successfully implemented the annual 4% fee increases for ACDP and Asbestos Notification fees, as well as a 3% increase for Cleaner Air Oregon (CAO) fees, effective July 1, 2024, ensuring the agency's ability to continue its critical air quality work and adapt to emerging challenges.
- LRAPA is implementing a state-mandated fee increase for Gasoline Dispensing Facilities, raising the annual fee from \$201 to \$605 and the Cleaner Air Oregon annual fee from \$52 to \$156, effective in 2025, to support more stringent air quality regulations. This fee adjustment reflects the reclassification of Gasoline Dispensing Facilities from ACDP Fee Class 5 to Fee Class 4 by the Oregon Department of Environmental Quality, necessitating additional regulatory oversight and work to further reduce air pollution from gasoline vapors.

12. Succession Planning and Staff Training

Objective: Prepare for staff transitions through succession planning and training.

- Following a Permit Writer's departure in October, LRAPA is strategically evaluating this vacant position before recruitment. The organization is considering restructuring the role to potentially include smoke management responsibilities and technical services support. This approach would both address operational needs and create succession planning opportunities through enhanced understanding of the position's duties.

TENTATIVE UPCOMING LRAPA BOARD AGENDA ITEMS

This schedule outline is a preview of anticipated upcoming agenda items.

December 2024 – No Meeting

January 2025

- Approve FY 26 Partner Dues
- Review upcoming appointments on Board and Committees
- Oakridge Air Status Report
- Handbook Update
- Board Goals Work Session
- Remodel Update

February 2025

- Nominations/Appoint Board Chair and Vice-Chair
- Nominations/Appoint new Budget Committee Members and Budget Officer
- Budget Forecast
- Remodel Update

March 2025

- First Budget meeting proposed budget FY 25-26
- Board Review of annual fee increases set by rule
- Remodel Update

April 2025

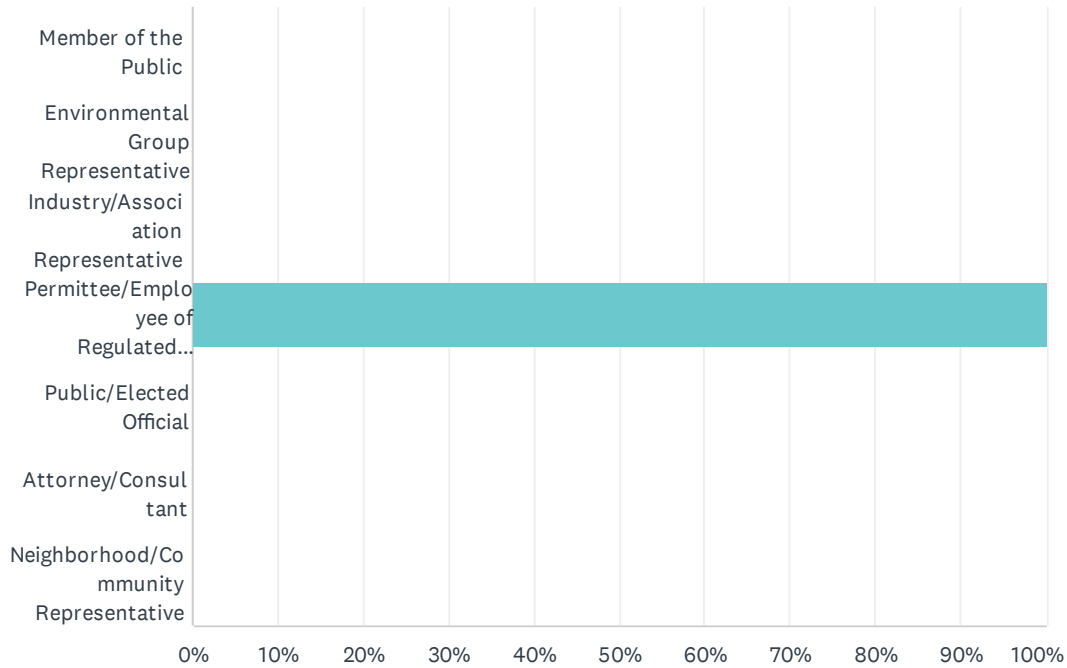
- Second Budget meeting proposed budget FY 25-26, approve budget

May 2025

- Public Hearing and adoption of approved budget for FY 25-26

Q1 Please Identify yourself (choose 1):

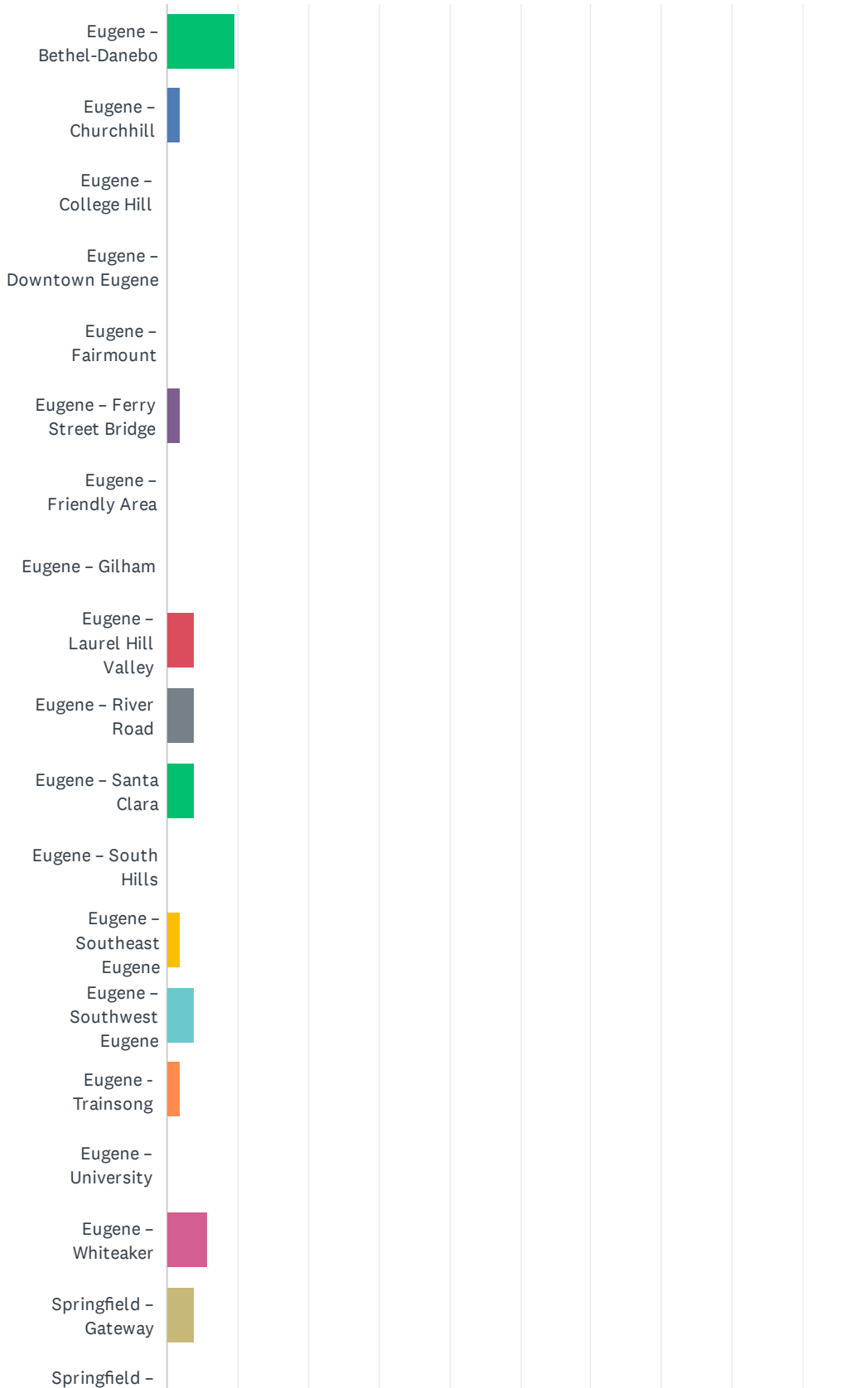
Answered: 52 Skipped: 0



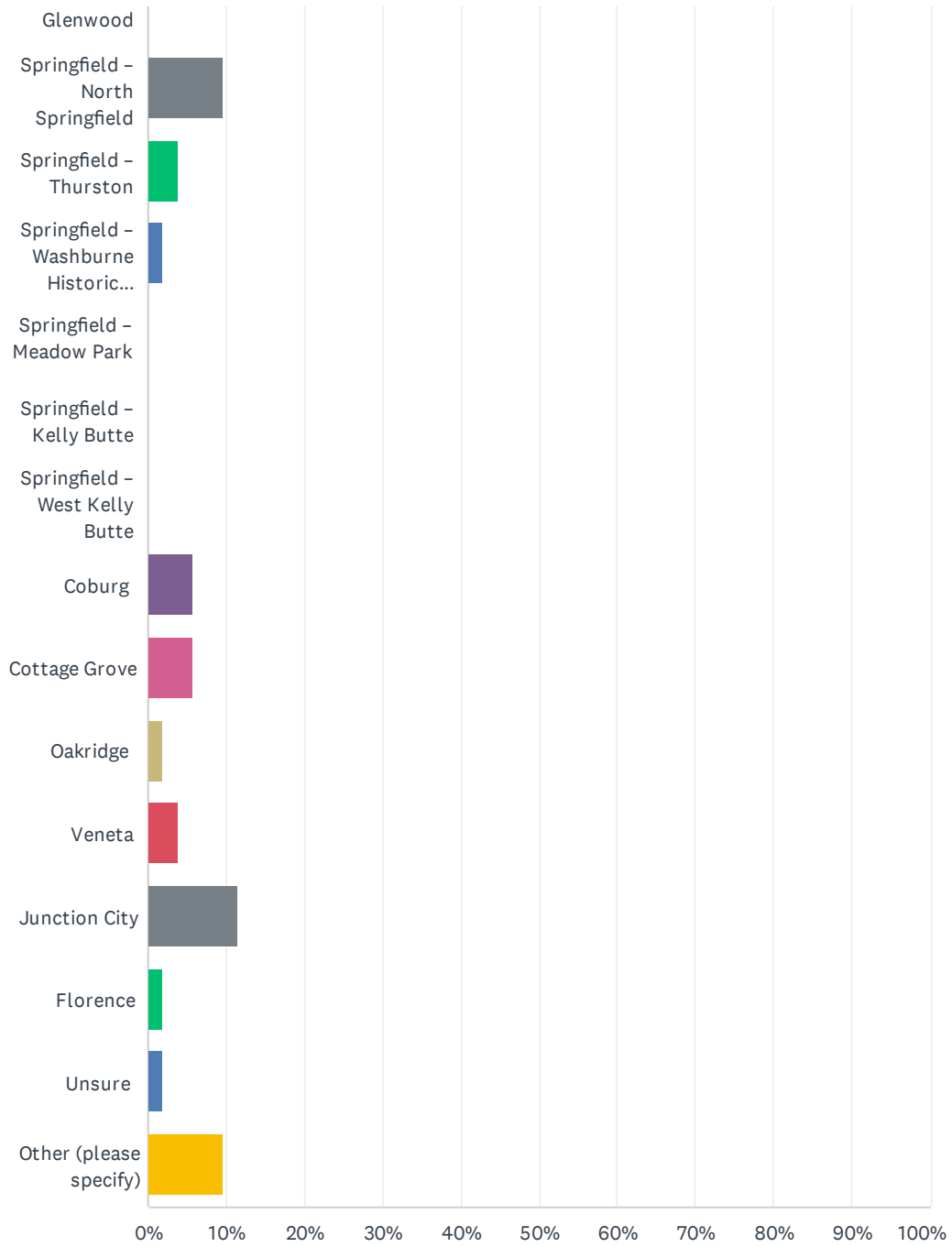
ANSWER CHOICES	RESPONSES	
Member of the Public	0.00%	0
Environmental Group Representative	0.00%	0
Industry/Association Representative	0.00%	0
Permittee/Employee of Regulated Company	100.00%	52
Public/Elected Official	0.00%	0
Attorney/Consultant	0.00%	0
Neighborhood/Community Representative	0.00%	0
TOTAL		52

Q2 What area of Lane County do you live in?

Answered: 52 Skipped: 0



LRAPA's ongoing satisfaction & feedback Survey



LRAPA's ongoing satisfaction & feedback Survey

ANSWER CHOICES	RESPONSES	
Eugene – Bethel-Danebo	9.62%	5
Eugene – Churchhill	1.92%	1
Eugene – College Hill	0.00%	0
Eugene – Downtown Eugene	0.00%	0
Eugene – Fairmount	0.00%	0
Eugene – Ferry Street Bridge	1.92%	1
Eugene – Friendly Area	0.00%	0
Eugene – Gilham	0.00%	0
Eugene – Laurel Hill Valley	3.85%	2
Eugene – River Road	3.85%	2
Eugene – Santa Clara	3.85%	2
Eugene – South Hills	0.00%	0
Eugene – Southeast Eugene	1.92%	1
Eugene – Southwest Eugene	3.85%	2
Eugene - Trainsong	1.92%	1
Eugene – University	0.00%	0
Eugene – Whiteaker	5.77%	3
Springfield – Gateway	3.85%	2
Springfield – Glenwood	0.00%	0
Springfield – North Springfield	9.62%	5
Springfield – Thurston	3.85%	2
Springfield – Washburne Historic District	1.92%	1
Springfield – Meadow Park	0.00%	0
Springfield – Kelly Butte	0.00%	0
Springfield – West Kelly Butte	0.00%	0
Coburg	5.77%	3
Cottage Grove	5.77%	3
Oakridge	1.92%	1
Veneta	3.85%	2
Junction City	11.54%	6
Florence	1.92%	1
Unsure	1.92%	1

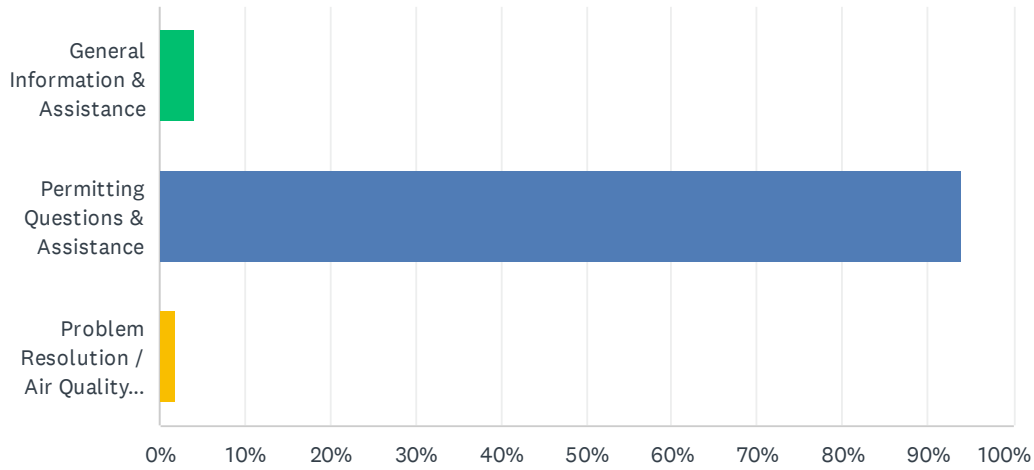
LRAPA's ongoing satisfaction & feedback Survey

Other (please specify) TOTAL	9.62%	5 52
---------------------------------	-------	---------

#	OTHER (PLEASE SPECIFY)	DATE
1	Do not live in county	10/30/2024 11:20 AM
2	Goshen	10/14/2024 7:06 AM
3	Jasper	10/1/2024 8:27 AM
4	Lorane Valley	9/30/2024 1:27 PM
5	Dexter	9/30/2024 10:15 AM

Q3 What is the nature of your contact with LRAPA?

Answered: 50 Skipped: 2

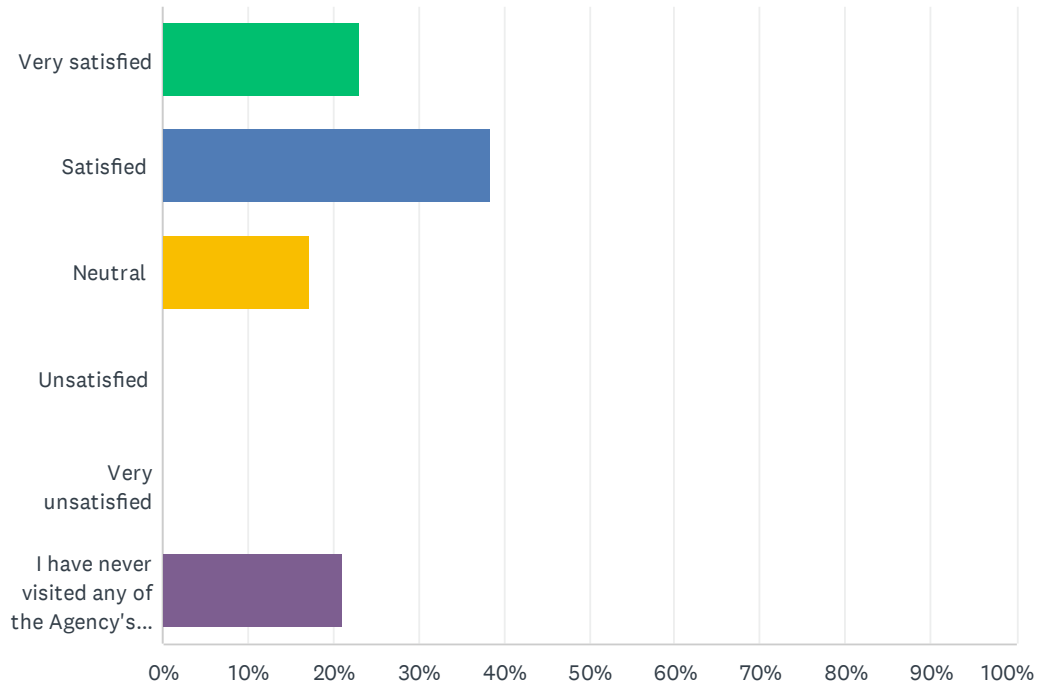


ANSWER CHOICES	RESPONSES
General Information & Assistance	4.00% 2
Permitting Questions & Assistance	94.00% 47
Problem Resolution / Air Quality Complaints	2.00% 1
TOTAL	50

#	OTHER (PLEASE SPECIFY)	DATE
1	obtaining permit for employer	10/30/2024 6:32 AM

Q4 How satisfied are you with the Agency's facilities, including your ability to access the agency's office location, agency signs, and cleanliness?

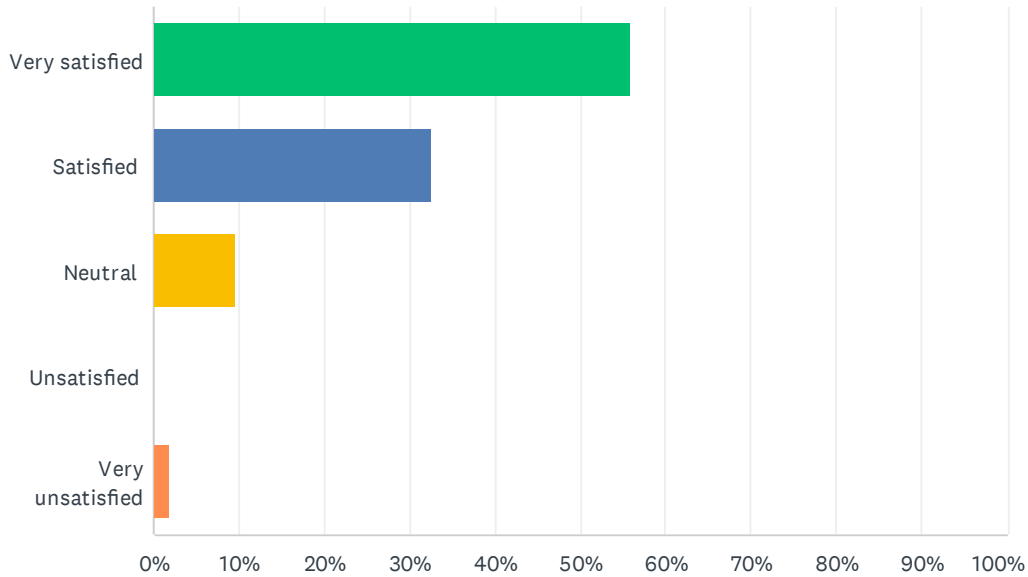
Answered: 52 Skipped: 0



ANSWER CHOICES	RESPONSES	
Very satisfied	23.08%	12
Satisfied	38.46%	20
Neutral	17.31%	9
Unsatisfied	0.00%	0
Very unsatisfied	0.00%	0
I have never visited any of the Agency's facilities.	21.15%	11
TOTAL		52

Q5 How satisfied are you with Agency Staff, including employee courtesy, friendliness, and knowledgeability?

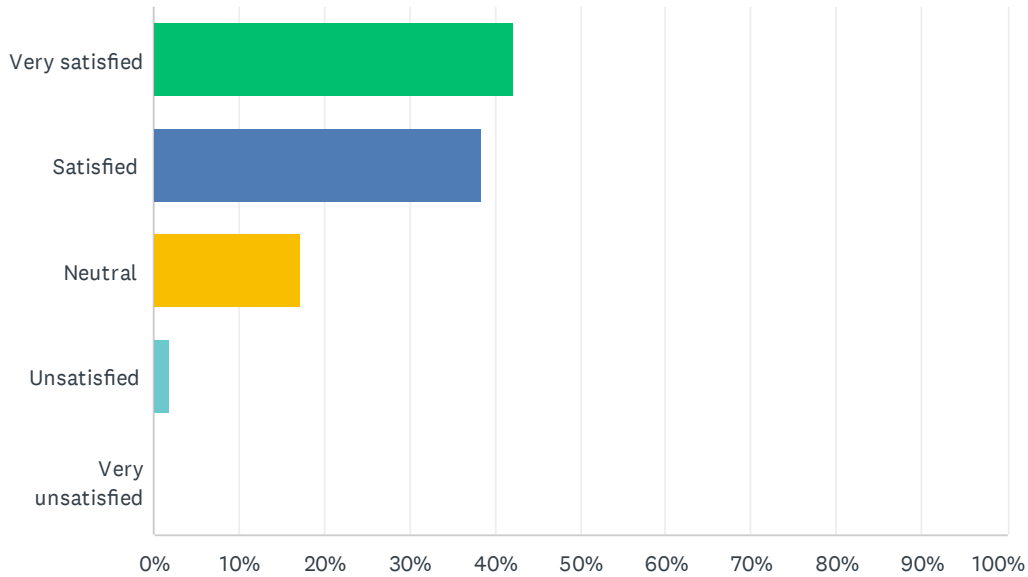
Answered: 52 Skipped: 0



ANSWER CHOICES	RESPONSES	
Very satisfied	55.77%	29
Satisfied	32.69%	17
Neutral	9.62%	5
Unsatisfied	0.00%	0
Very unsatisfied	1.92%	1
TOTAL		52

Q6 How satisfied are you with the Agency's response time to your inquiries or concerns?

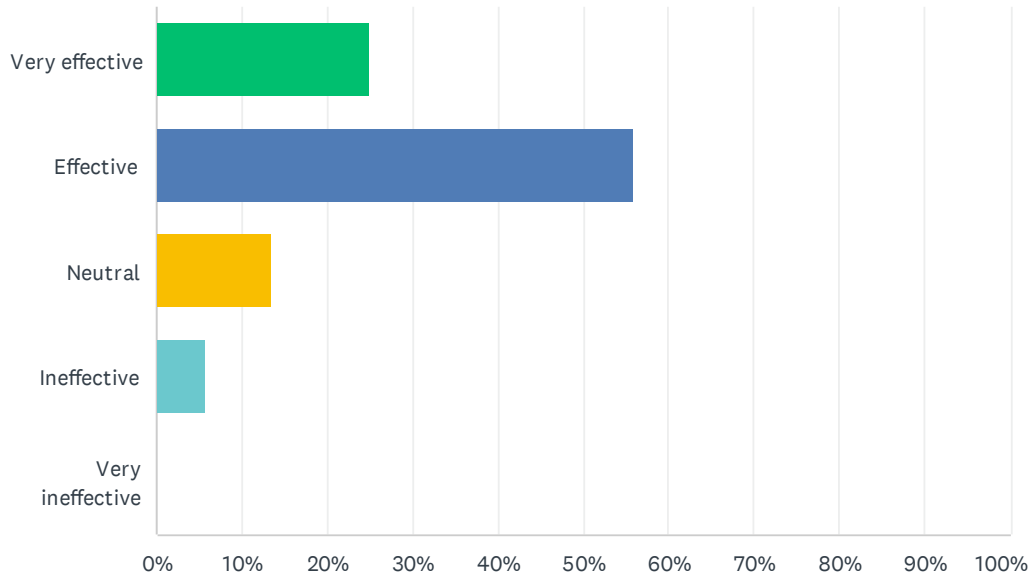
Answered: 52 Skipped: 0



ANSWER CHOICES	RESPONSES	
Very satisfied	42.31%	22
Satisfied	38.46%	20
Neutral	17.31%	9
Unsatisfied	1.92%	1
Very unsatisfied	0.00%	0
TOTAL		52

Q7 How would you rate the effectiveness of LRAPA's communication, including website, public notices, and social media?

Answered: 52 Skipped: 0



ANSWER CHOICES	RESPONSES	
Very effective	25.00%	13
Effective	55.77%	29
Neutral	13.46%	7
Ineffective	5.77%	3
Very ineffective	0.00%	0
TOTAL		52

Q8 What improvements or additional services would you like to see from LRAPA in the future?

Answered: 21 Skipped: 31

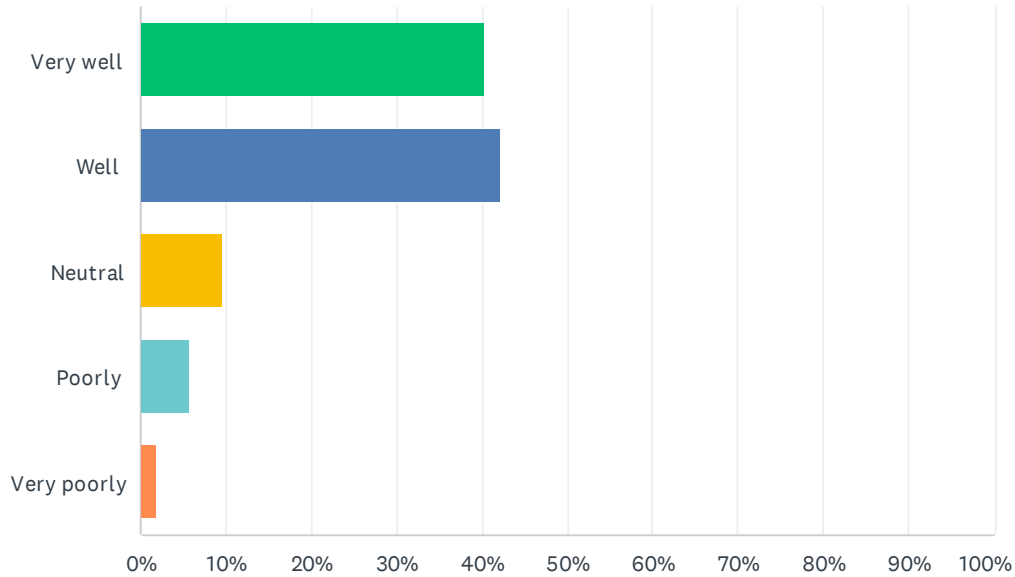
#	RESPONSES	DATE
1	None	10/30/2024 10:48 AM
2	LRAPA has had such a turn over. It would be nice to have the same people to work with. I find myself repeating the same thing every time I get someone new.	10/30/2024 8:29 AM
3	none	10/30/2024 6:32 AM
4	I have no suggestions at this time.	10/29/2024 2:08 PM
5	Easier to use software to report on chemical use, instead of using Excel spreadsheet.	10/29/2024 2:03 PM
6	I would really like to see a proactive approach to compliance. For regulation and permitting to be successful, permittees must understand the rules and statutes. With the ever-changing environmental regulations and complexity to ensure compliance, it is a wonder that there are not more issues. Outreach and education with industry would be beneficial to everyone including the community.	10/21/2024 10:27 AM
7	Cooperative staff that willing to work together with those needing permits and not in opposition. There is a "gotch-a" attitude instead of a collaborative effort to serve the community.	10/7/2024 1:20 PM
8	Would be interesting, and potentially helpful, to provide educational gathering opportunities aimed at bringing the local ACDP-regulated community together to discuss federal/state/local rules and best practices.	10/1/2024 3:46 PM
9	Make your office look less like a jail, be helpful to users in a collaborative environment, with 3 tiers, EPA, DEQ and LRAPA you may be forcing many business out of your jurisdiction because of overreach	9/30/2024 7:01 PM
10	I have been very happy with the working relationship I have with LRAPA.	9/30/2024 3:07 PM
11	Not everyone has the finances to hire a consultant, not everyone is a math genius to try and figure out the permitting/reports process. Make it much more understandable. Businesses want to do the right thing, but often times mis-step due to lack of understanding of what is being asked or required.	9/30/2024 2:25 PM
12	As a Compliance Officer, the LRAPA report is just one of a few reports I have to complete annually. The only complaint I have, and have had all along, is why aren't the BIG POLLUTERS subject to harsher fines? The KOCH Brothers manner of budgeting the cost of fines into their business model has caught on over the years, because fixing the problem is always way more expensive and costly than continuing to pollute and just paying the fines. This has to stop. The idea that charging them a percentage of their quarterly profits is unconstitutional is capitalistic rhetoric. How many large polluters in Oregon function under this guise? How many big polluting companies throw the rules out the window and pay the fines? What does a few million in fines equal to a multi-million, or billion dollar company? A cheap way around the regulations that are attempting to keep them honest. If something has changed, and I am mistaken, please advise. To me, this is a very broken system if the major polluters are not being held accountable and fined accordingly. If they are not doing what they can to clean up their act, then what is the point of all this? Regulating the small businesses and the community within Lane County while letting the major polluters just do what they want and pay the fines isn't going to accomplish much in the long run.	9/30/2024 1:27 PM
13	None	9/30/2024 12:42 PM
14	By and large, my interactions with LRAPA have been positive. However, it was a bit confusing during the renovation transition to know where to deliver the semi-annual report. Clearer communication in this regard would be appreciated.	9/30/2024 12:41 PM

LRAPA's ongoing satisfaction & feedback Survey

15	Support for local businesses in response to cleaner air Oregon. I fear the environmental benefits will never out weigh the damage done to the local economy.	9/30/2024 11:46 AM
16	Assist with the creation or (have a generic spreadsheet created with calculations) of the required reporting spreadsheets.	9/30/2024 11:17 AM
17	Put more emphasis on helping local businesses thrive and grow and build stronger communities and local economy. LRAPA should never charge businesses money.	9/30/2024 10:57 AM
18	nothing jumps out at me at this time	9/30/2024 10:36 AM
19	-	9/30/2024 10:27 AM
20	I think it would be nice to offer a consultation service similar to what OSHA has, especially for new businesses and helping them navigate their way through the process of air permitting.	9/30/2024 10:24 AM
21	NA	9/30/2024 10:15 AM

Q9 How well do you feel LRAPA serves your community in terms of air quality management?

Answered: 52 Skipped: 0



ANSWER CHOICES	RESPONSES	
Very well	40.38%	21
Well	42.31%	22
Neutral	9.62%	5
Poorly	5.77%	3
Very poorly	1.92%	1
TOTAL		52

Q10 How well do you feel LRAPA serves your community in terms of air quality management?

Answered: 0 Skipped: 52

 No matching responses.

ANSWER CHOICES	RESPONSES
Very well	0.00% 0
Well	0.00% 0
Neutral	0.00% 0
Poorly	0.00% 0
Very poorly	0.00% 0
TOTAL	0

Q11 Do you feel that LRAPA provides enough opportunities for public input on air quality issues?

Answered: 0 Skipped: 52

 No matching responses.

ANSWER CHOICES	RESPONSES
Yes	0.00% 0
No	0.00% 0
Unsure	0.00% 0
TOTAL	0

Q12 How informed do you feel about the air quality in your community?

Answered: 0 Skipped: 52

 No matching responses.

ANSWER CHOICES	RESPONSES
Very informed	0.00% 0
Informed	0.00% 0
Neutral	0.00% 0
Uninformed	0.00% 0
Very uninformed	0.00% 0
TOTAL	0

Q13 Do you feel that LRAPA effectively addresses air quality concerns in your community?

Answered: 0 Skipped: 52

 No matching responses.

ANSWER CHOICES	RESPONSES
Yes	0.00% 0
No	0.00% 0
Unsure	0.00% 0
TOTAL	0

Q14 Are you aware of any LRAPA programs or initiatives that have directly impacted your community?

Answered: 0 Skipped: 52

 No matching responses.

ANSWER CHOICES	RESPONSES
Yes	0.00% 0
No	0.00% 0
Unsure	0.00% 0
TOTAL	0

Q15 How well do you feel LRAPA protects and improves air quality?

Answered: 0 Skipped: 52

 No matching responses.

ANSWER CHOICES	RESPONSES
Very well	0.00% 0
Well	0.00% 0
Neutral	0.00% 0
Poorly	0.00% 0
Very poorly	0.00% 0
TOTAL	0

Q16 How effective is LRAPA in addressing the concerns and interests of your organization or community?

Answered: 0 Skipped: 52

 No matching responses.

ANSWER CHOICES	RESPONSES
Very effective	0.00% 0
Effective	0.00% 0
Neutral	0.00% 0
Ineffective	0.00% 0
Very ineffective	0.00% 0
TOTAL	0

Q17 Do you feel that LRAPA provides enough opportunities for your organization or community to engage in air quality issues?

Answered: 0 Skipped: 52

 No matching responses.

ANSWER CHOICES	RESPONSES
Yes	0.00% 0
No	0.00% 0
Unsure	0.00% 0
TOTAL	0

Q18 How well do you think LRAPA collaborates with your organization or community on air quality initiatives?

Answered: 0 Skipped: 52

 No matching responses.

ANSWER CHOICES	RESPONSES
Very well	0.00% 0
Well	0.00% 0
Neutral	0.00% 0
Poorly	0.00% 0
Very poorly	0.00% 0
TOTAL	0

Q19 Are you satisfied with the level of transparency in LRAPA's decision-making process?

Answered: 0 Skipped: 52

 No matching responses.

ANSWER CHOICES	RESPONSES
Very satisfied	0.00% 0
Satisfied	0.00% 0
Neutral	0.00% 0
Unsatisfied	0.00% 0
Very unsatisfied	0.00% 0
TOTAL	0

Q20 Has your organization or community seen positive results from LRAPA's programs or initiatives?

Answered: 0 Skipped: 52

 No matching responses.

ANSWER CHOICES	RESPONSES
Yes	0.00% 0
No	0.00% 0
Unsure	0.00% 0
TOTAL	0

Q21 How well does LRAPA address your organization or community's air quality concerns?

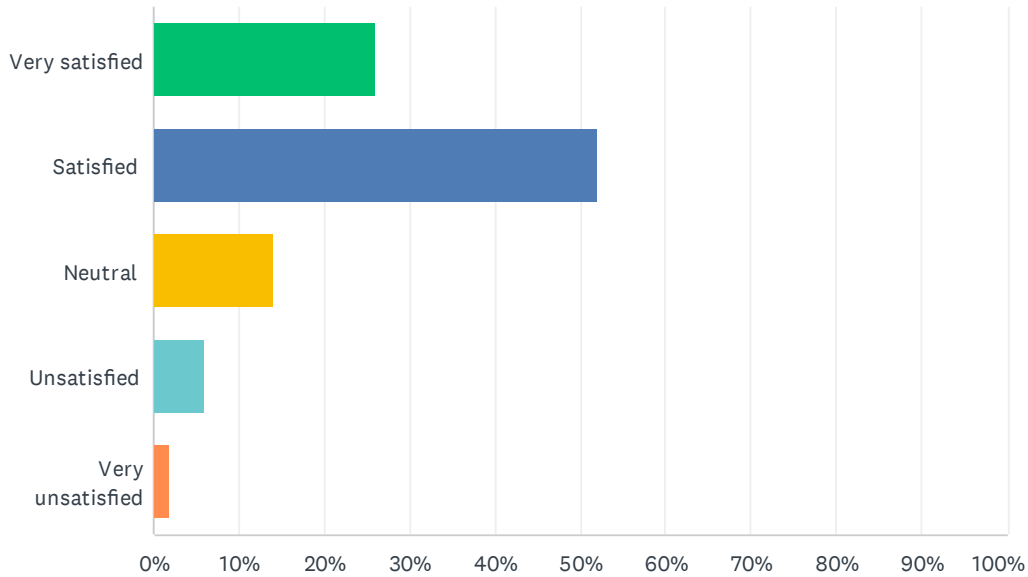
Answered: 0 Skipped: 52

 No matching responses.

ANSWER CHOICES	RESPONSES
Very well	0.00% 0
Well	0.00% 0
Neutral	0.00% 0
Poorly	0.00% 0
Very poorly	0.00% 0
TOTAL	0

Q22 How satisfied are you with LRAPA's permitting process, including application review, approval, and communication?

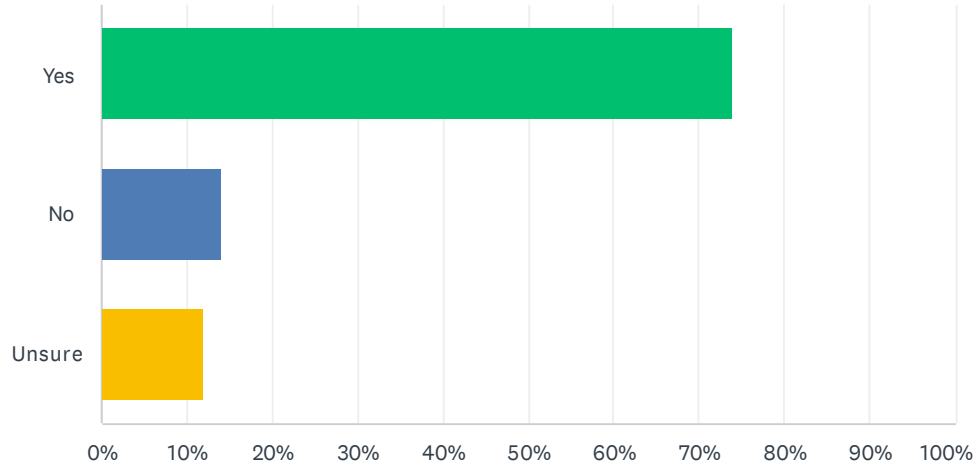
Answered: 50 Skipped: 2



ANSWER CHOICES	RESPONSES	
Very satisfied	26.00%	13
Satisfied	52.00%	26
Neutral	14.00%	7
Unsatisfied	6.00%	3
Very unsatisfied	2.00%	1
TOTAL		50

Q23 Do you feel that LRAPA's regulations are reasonable and fairly applied to your business?

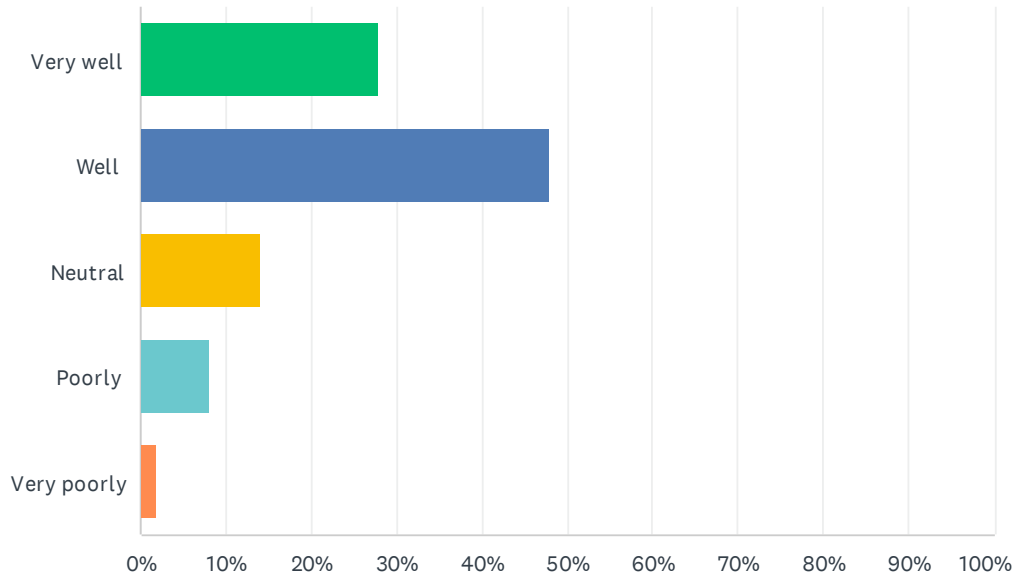
Answered: 50 Skipped: 2



ANSWER CHOICES	RESPONSES	
Yes	74.00%	37
No	14.00%	7
Unsure	12.00%	6
TOTAL		50

Q24 How well do you feel LRAPA communicates regulatory changes and updates to your business?

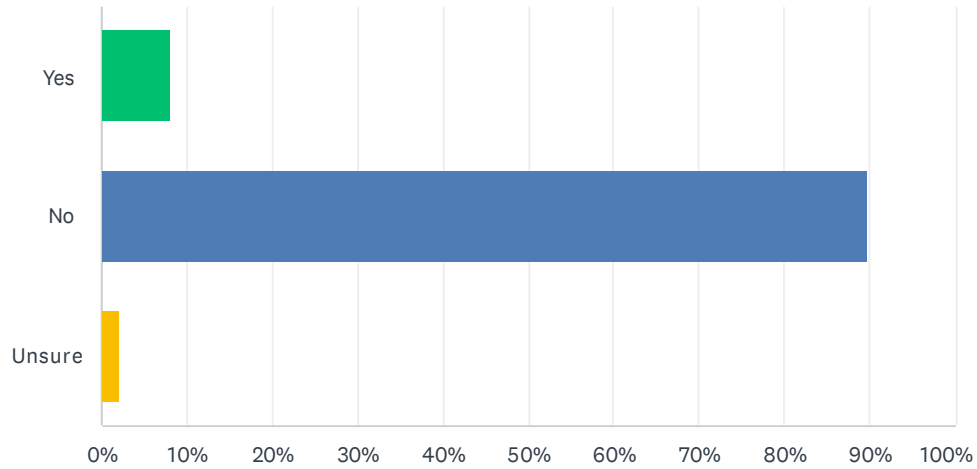
Answered: 50 Skipped: 2



ANSWER CHOICES	RESPONSES	
Very well	28.00%	14
Well	48.00%	24
Neutral	14.00%	7
Poorly	8.00%	4
Very poorly	2.00%	1
TOTAL		50

Q25 Have you experienced any issues or difficulties in your interactions with LRAPA?

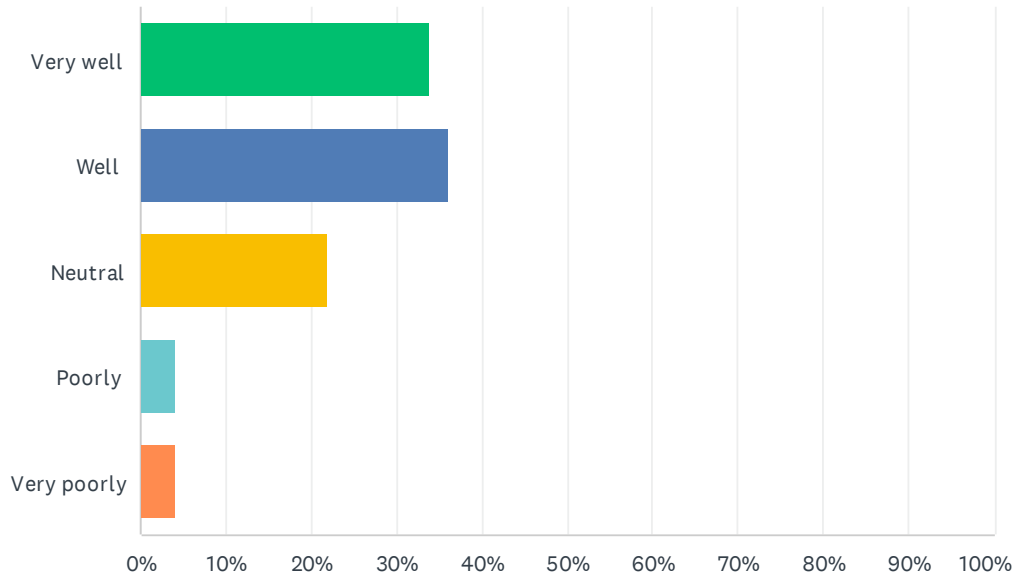
Answered: 49 Skipped: 3



ANSWER CHOICES	RESPONSES	
Yes	8.16%	4
No	89.80%	44
Unsure	2.04%	1
TOTAL		49

Q26 How well do you feel LRAPA fairly regulates and enforces air quality standards for businesses?

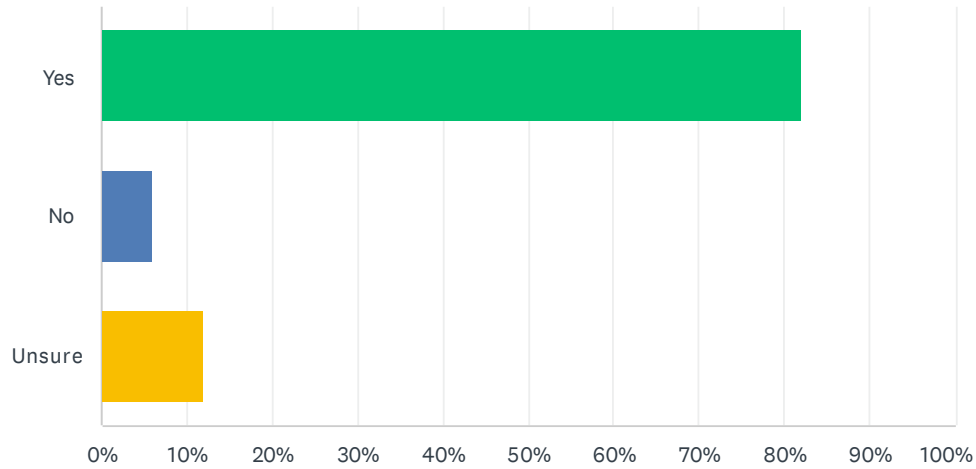
Answered: 50 Skipped: 2



ANSWER CHOICES	RESPONSES	
Very well	34.00%	17
Well	36.00%	18
Neutral	22.00%	11
Poorly	4.00%	2
Very poorly	4.00%	2
TOTAL		50

Q27 Do you feel that LRAPA is supportive of your business's efforts to comply with air quality regulations?

Answered: 50 Skipped: 2



ANSWER CHOICES	RESPONSES	
Yes	82.00%	41
No	6.00%	3
Unsure	12.00%	6
TOTAL		50

Q28 How effective is LRAPA in addressing the air quality concerns and interests of your constituents?

Answered: 0 Skipped: 52

 No matching responses.

ANSWER CHOICES	RESPONSES
Very effective	0.00% 0
Effective	0.00% 0
Neutral	0.00% 0
Ineffective	0.00% 0
Very ineffective	0.00% 0
TOTAL	0

Q29 Do you feel that LRAPA is transparent and accountable to the public and elected officials?

Answered: 0 Skipped: 52

 No matching responses.

ANSWER CHOICES	RESPONSES
Yes	0.00% 0
No	0.00% 0
Unsure	0.00% 0
TOTAL	0

Q30 How well do you think LRAPA collaborates with other government agencies and stakeholders on air quality issues?

Answered: 0 Skipped: 52

 No matching responses.

ANSWER CHOICES	RESPONSES
Very well	0.00% 0
Well	0.00% 0
Neutral	0.00% 0
Poorly	0.00% 0
Very poorly	0.00% 0
TOTAL	0

Q31 Do you believe that LRAPA effectively communicates its goals, initiatives, and progress to elected officials?

Answered: 0 Skipped: 52

 No matching responses.

ANSWER CHOICES	RESPONSES
Yes	0.00% 0
No	0.00% 0
Unsure	0.00% 0
TOTAL	0

Q32 How well do you feel LRAPA addresses air quality concerns in your jurisdiction?

Answered: 0 Skipped: 52

 No matching responses.

ANSWER CHOICES	RESPONSES
Very well	0.00% 0
Well	0.00% 0
Neutral	0.00% 0
Poorly	0.00% 0
Very poorly	0.00% 0
TOTAL	0

Q33 Do you feel that LRAPA is responsive to the needs and concerns of your constituents?

Answered: 0 Skipped: 52

 No matching responses.

ANSWER CHOICES	RESPONSES
Yes	0.00% 0
No	0.00% 0
Unsure	0.00% 0
TOTAL	0

Q34 How satisfied are you with LRAPA's handling of legal and regulatory matters in which you have been involved?

Answered: 0 Skipped: 52

 No matching responses.

ANSWER CHOICES	RESPONSES
Very satisfied	0.00% 0
Satisfied	0.00% 0
Neutral	0.00% 0
Unsatisfied	0.00% 0
Very unsatisfied	0.00% 0
TOTAL	0

Q35 Do you feel that LRAPA's legal and regulatory decisions are fair and equitable?

Answered: 0 Skipped: 52

 No matching responses.

ANSWER CHOICES	RESPONSES
Yes	0.00% 0
No	0.00% 0
Unsure	0.00% 0
TOTAL	0

Q36 How well do you think LRAPA communicates and collaborates with attorneys and consultants in addressing legal and regulatory issues?

Answered: 0 Skipped: 52

 No matching responses.

ANSWER CHOICES	RESPONSES
Very well	0.00% 0
Well	0.00% 0
Neutral	0.00% 0
Poorly	0.00% 0
Very poorly	0.00% 0
TOTAL	0

Q37 How would you rate LRAPA's timeliness in resolving legal and regulatory matters in which you have been involved?

Answered: 0 Skipped: 52

 No matching responses.

ANSWER CHOICES	RESPONSES
Very timely	0.00% 0
Timely	0.00% 0
Neutral	0.00% 0
Untimely	0.00% 0
Very untimely	0.00% 0
TOTAL	0

Q38 Do you feel that LRAPA provides adequate resources and support to attorneys and consultants working on air quality matters?

Answered: 0 Skipped: 52

 No matching responses.

ANSWER CHOICES	RESPONSES
Yes	0.00% 0
No	0.00% 0
Unsure	0.00% 0
TOTAL	0

Q39 How well do you feel LRAPA effectively addresses legal and regulatory matters related to air quality?

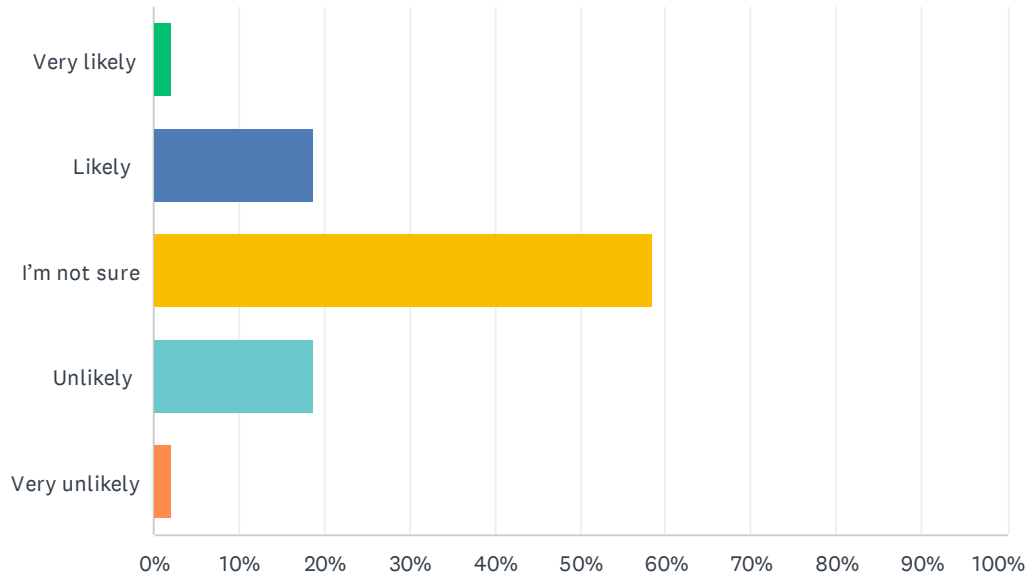
Answered: 0 Skipped: 52

 No matching responses.

ANSWER CHOICES	RESPONSES
Very well	0.00% 0
Well	0.00% 0
Neutral	0.00% 0
Poorly	0.00% 0
Very poorly	0.00% 0
TOTAL	0

Q40 How likely are you to participate in a public meeting on an industrial facility in Lane County?

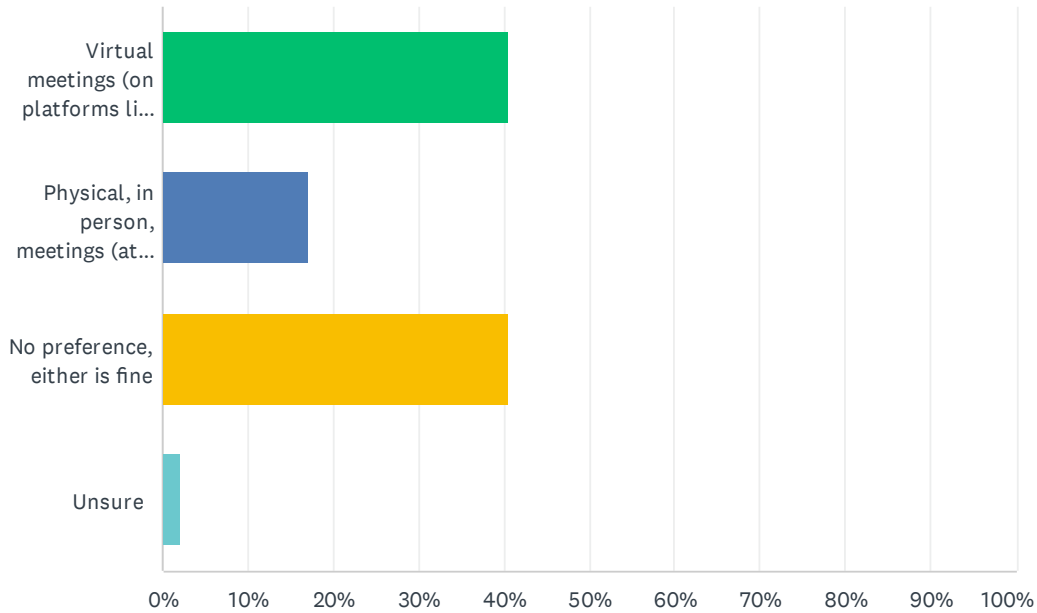
Answered: 48 Skipped: 4



ANSWER CHOICES	RESPONSES	
Very likely	2.08%	1
Likely	18.75%	9
I'm not sure	58.33%	28
Unlikely	18.75%	9
Very unlikely	2.08%	1
TOTAL		48

Q41 Which public meeting format is most convenient for you to participate in?

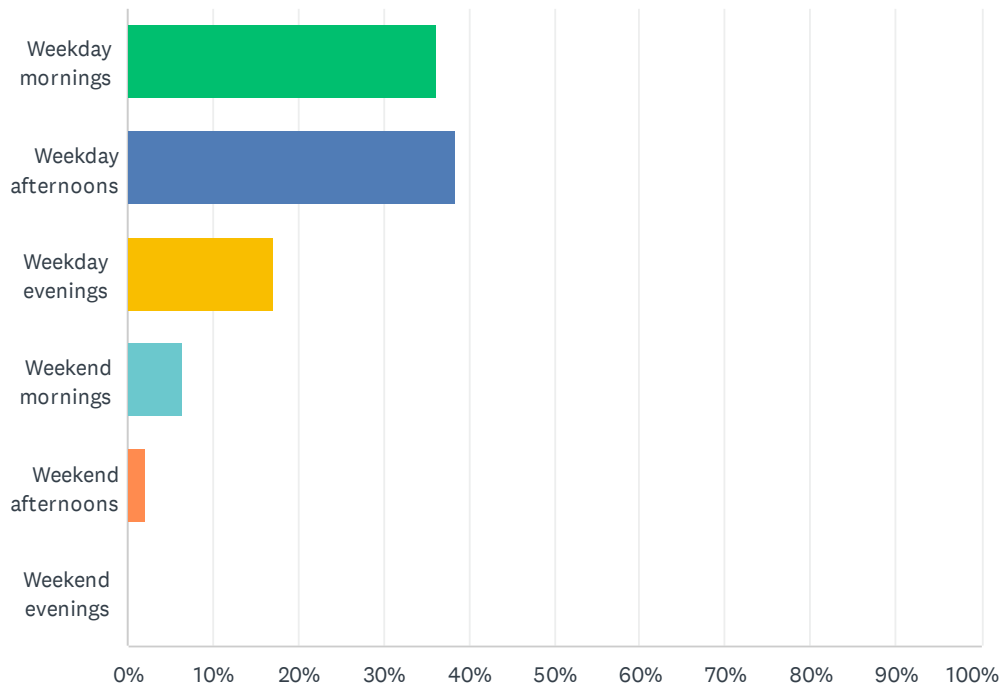
Answered: 47 Skipped: 5



ANSWER CHOICES	RESPONSES	
Virtual meetings (on platforms like Zoom or Microsoft Teams)	40.43%	19
Physical, in person, meetings (at locations such as a public library)	17.02%	8
No preference, either is fine	40.43%	19
Unsure	2.13%	1
TOTAL		47

Q42 When would a public meeting be generally most convenient for you?

Answered: 47 Skipped: 5



ANSWER CHOICES	RESPONSES	
Weekday mornings	36.17%	17
Weekday afternoons	38.30%	18
Weekday evenings	17.02%	8
Weekend mornings	6.38%	3
Weekend afternoons	2.13%	1
Weekend evenings	0.00%	0
TOTAL		47

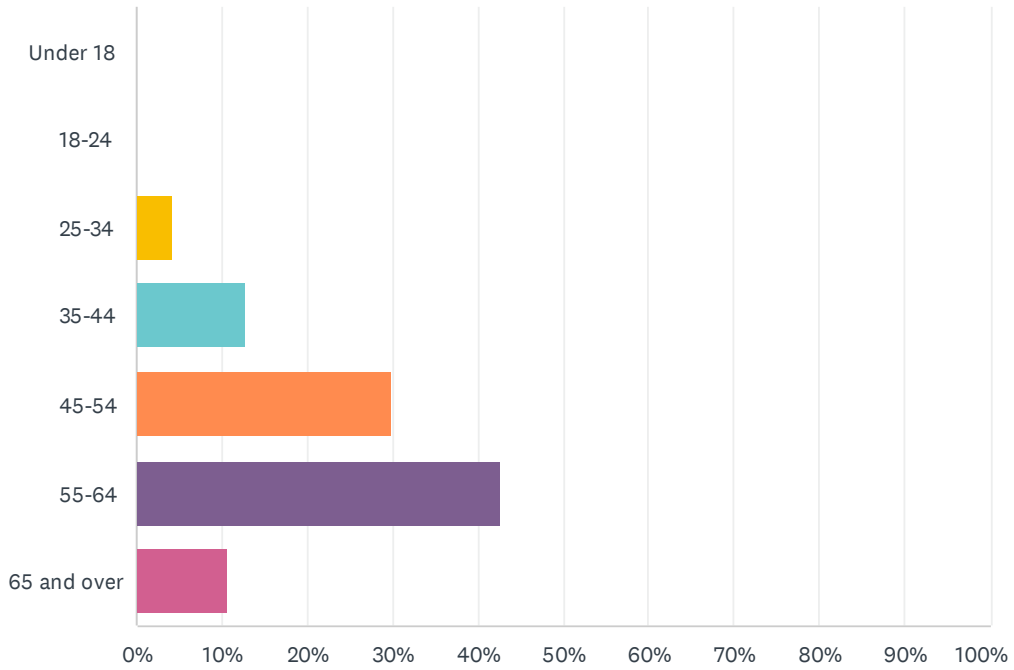
Q43 Do you have any additional comments or suggestions for LRAPA?

Answered: 13 Skipped: 39

#	RESPONSES	DATE
1	No	10/30/2024 10:49 AM
2	no	10/30/2024 8:32 AM
3	none	10/30/2024 6:38 AM
4	No	10/29/2024 2:09 PM
5	I understand that LRAPA must adopt changes that DEQ implements but having more notice and information would be helpful. DEQ permittees seem to receive much more notice of upcoming changes but since LRAPA has to figure out how to adopt and implement the changes, there seems to be less time for permittees to learn and navigate the updated requirements. It would also be helpful for permittees to know what impacts (if any) these changes are having on the air quality.	10/21/2024 10:31 AM
6	I know LRAPA is the agency to enact any new laws or orders but we feel with CAO there is a doubling up of fees on top of what we already pay. We want to comply, but Oregon is getting less attractive by the year to stay here. Oregon's not the "only game in town."	9/30/2024 2:29 PM
7	My permit writer is very helpful and easy to work with; however, LRAPA's transition to drafting permit conditions verbatim from the CFRs makes permits more difficult to interpret as a permittee. Also, our permit inspector has changed a number of times in the last several years. Perhaps LRAPA should investigate ways to better support these positions at the agency.	9/30/2024 1:12 PM
8	None	9/30/2024 12:44 PM
9	Work with local business to make them more environmentally friendly! Don't just regulate them out of business.	9/30/2024 11:49 AM
10	Assist with the creation or (have a generic spreadsheet created with calculations) of the required reporting spreadsheets.	9/30/2024 11:18 AM
11	not at this time	9/30/2024 10:41 AM
12	-	9/30/2024 10:30 AM
13	No	9/30/2024 10:22 AM

Q44 What is your age?

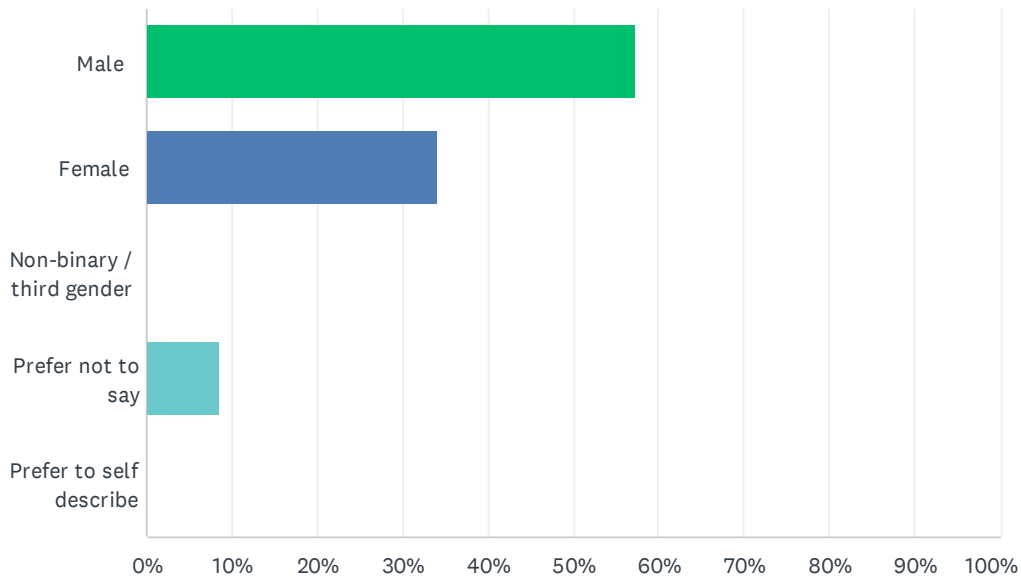
Answered: 47 Skipped: 5



ANSWER CHOICES	RESPONSES	
Under 18	0.00%	0
18-24	0.00%	0
25-34	4.26%	2
35-44	12.77%	6
45-54	29.79%	14
55-64	42.55%	20
65 and over	10.64%	5
TOTAL		47

Q45 What is your gender?

Answered: 47 Skipped: 5

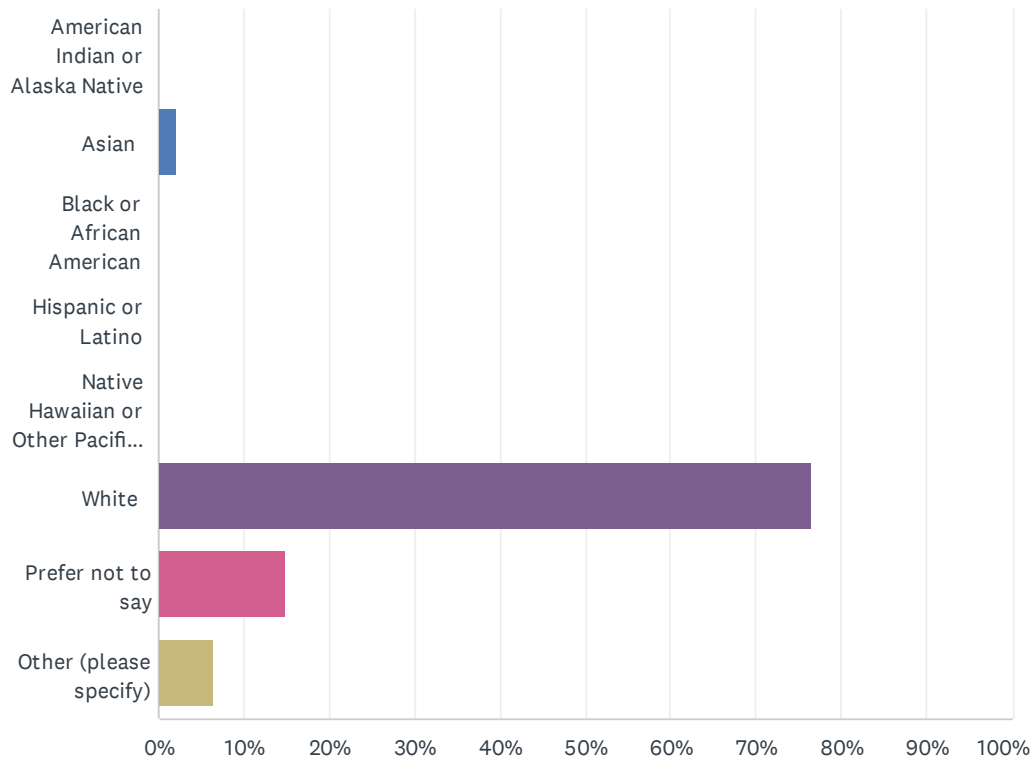


ANSWER CHOICES	RESPONSES	
Male	57.45%	27
Female	34.04%	16
Non-binary / third gender	0.00%	0
Prefer not to say	8.51%	4
Prefer to self describe	0.00%	0
TOTAL		47

#	PREFER TO SELF DESCRIBE	DATE
	There are no responses.	

Q46 What is your race/ethnicity? (Select all that apply)

Answered: 47 Skipped: 5

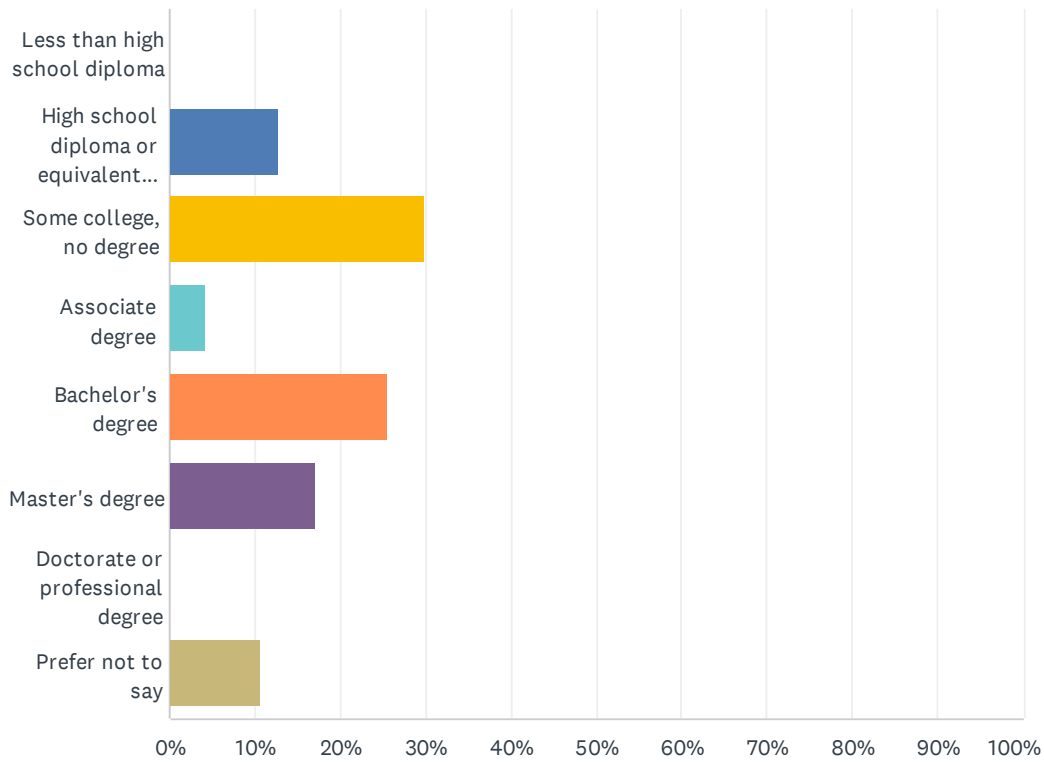


ANSWER CHOICES	RESPONSES	
American Indian or Alaska Native	0.00%	0
Asian	2.13%	1
Black or African American	0.00%	0
Hispanic or Latino	0.00%	0
Native Hawaiian or Other Pacific Islander	0.00%	0
White	76.60%	36
Prefer not to say	14.89%	7
Other (please specify)	6.38%	3
TOTAL		47

#	OTHER (PLEASE SPECIFY)	DATE
1	American	10/29/2024 1:56 PM
2	American	9/30/2024 11:18 AM
3	Human	9/30/2024 10:30 AM

Q47 What is your highest level of education completed?

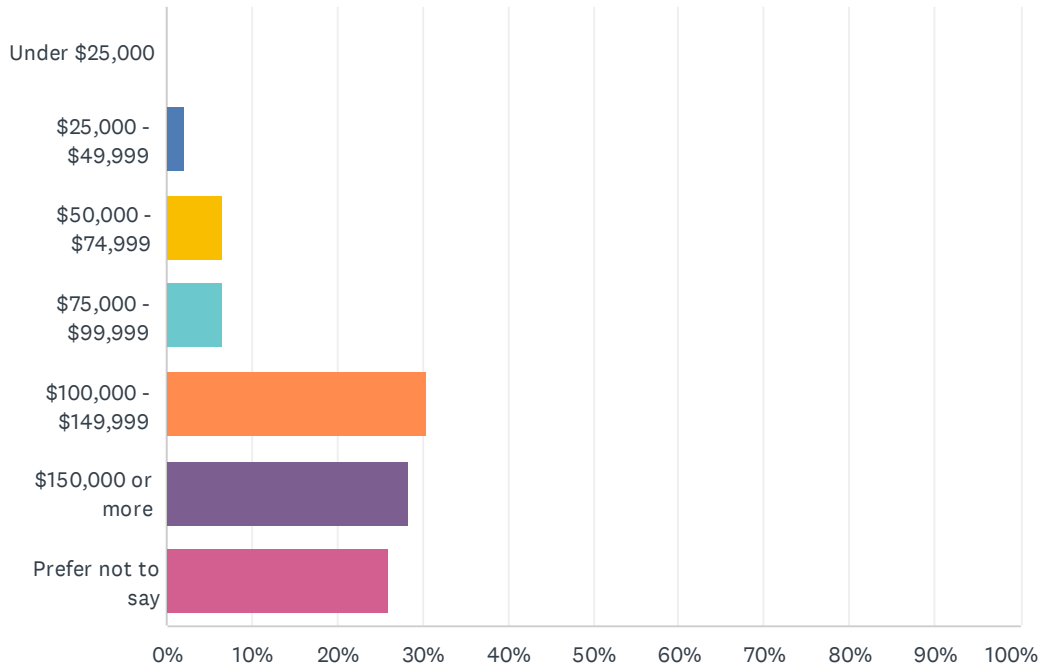
Answered: 47 Skipped: 5



ANSWER CHOICES	RESPONSES	
Less than high school diploma	0.00%	0
High school diploma or equivalent (e.g., GED)	12.77%	6
Some college, no degree	29.79%	14
Associate degree	4.26%	2
Bachelor's degree	25.53%	12
Master's degree	17.02%	8
Doctorate or professional degree	0.00%	0
Prefer not to say	10.64%	5
TOTAL		47

Q48 What is your household income?

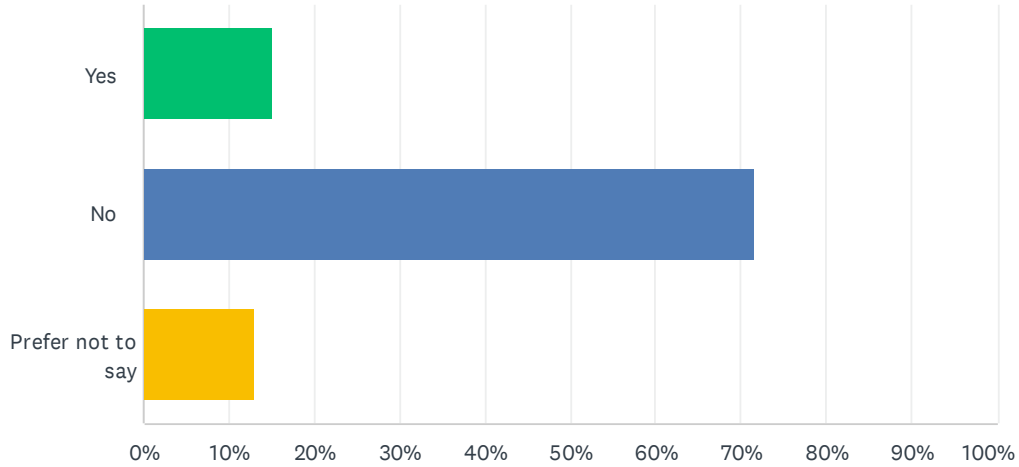
Answered: 46 Skipped: 6



ANSWER CHOICES	RESPONSES	
Under \$25,000	0.00%	0
\$25,000 - \$49,999	2.17%	1
\$50,000 - \$74,999	6.52%	3
\$75,000 - \$99,999	6.52%	3
\$100,000 - \$149,999	30.43%	14
\$150,000 or more	28.26%	13
Prefer not to say	26.09%	12
TOTAL		46

Q49 Do you have any children under the age of 18 living in your household?

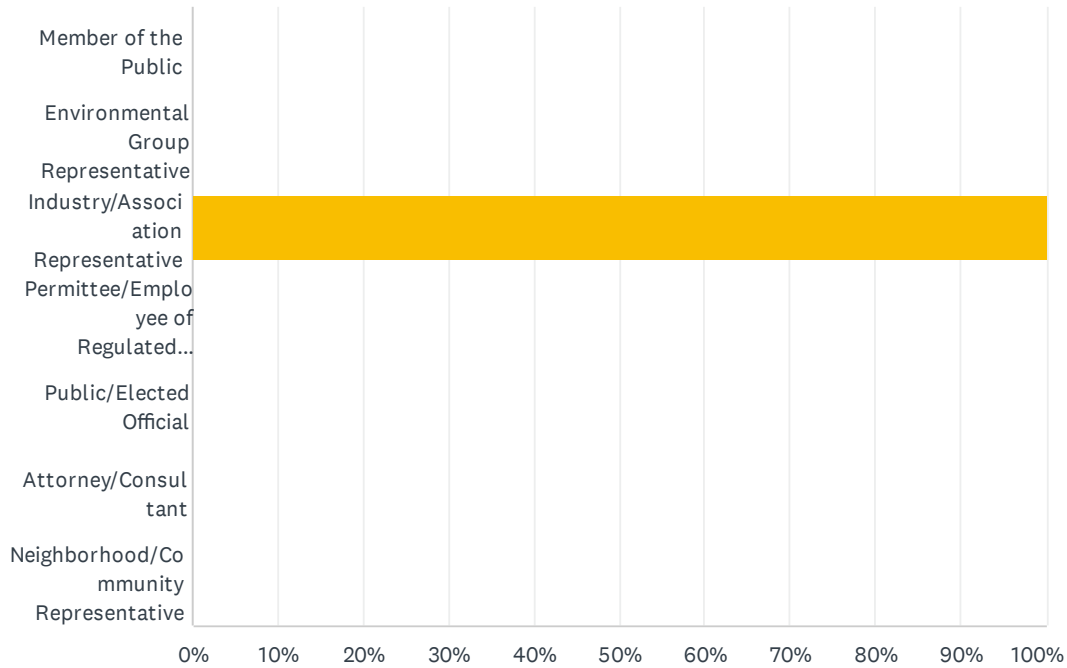
Answered: 46 Skipped: 6



ANSWER CHOICES	RESPONSES
Yes	15.22% 7
No	71.74% 33
Prefer not to say	13.04% 6
TOTAL	46

Q1 Please Identify yourself (choose 1):

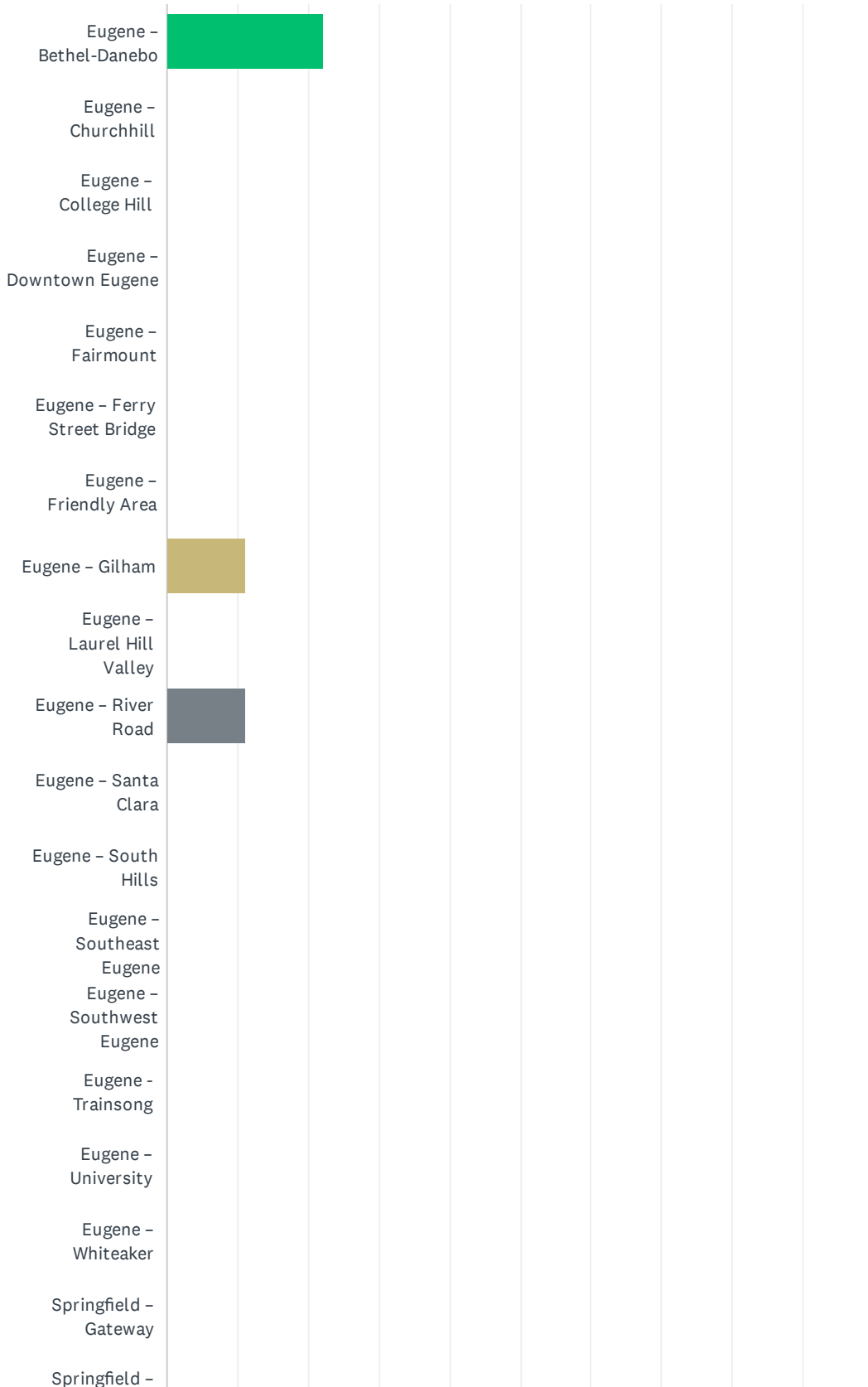
Answered: 9 Skipped: 0



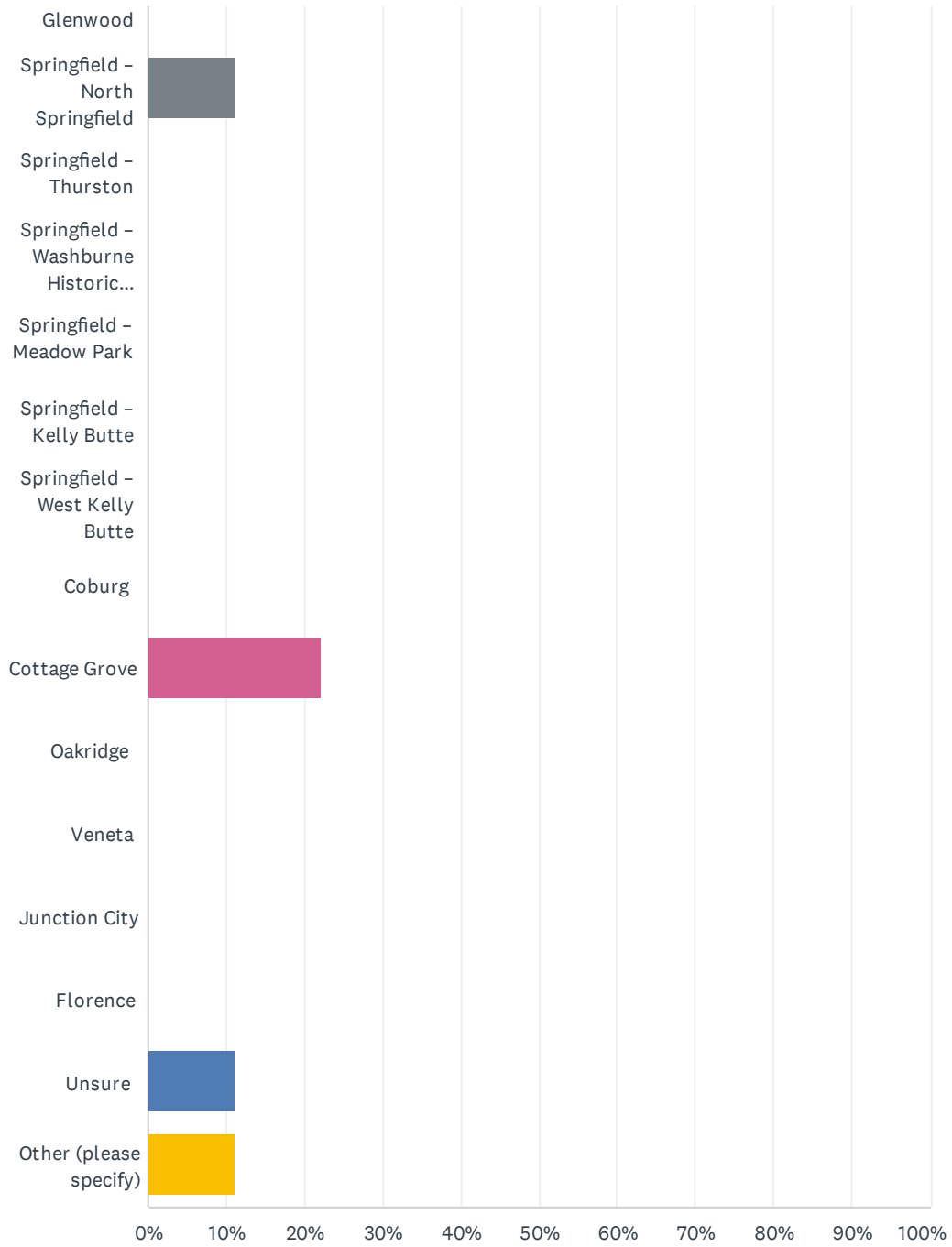
ANSWER CHOICES	RESPONSES	
Member of the Public	0.00%	0
Environmental Group Representative	0.00%	0
Industry/Association Representative	100.00%	9
Permittee/Employee of Regulated Company	0.00%	0
Public/Elected Official	0.00%	0
Attorney/Consultant	0.00%	0
Neighborhood/Community Representative	0.00%	0
TOTAL		9

Q2 What area of Lane County do you live in?

Answered: 9 Skipped: 0



LRAPA's ongoing satisfaction & feedback Survey



LRAPA's ongoing satisfaction & feedback Survey

ANSWER CHOICES	RESPONSES	
Eugene – Bethel-Danebo	22.22%	2
Eugene – Churchhill	0.00%	0
Eugene – College Hill	0.00%	0
Eugene – Downtown Eugene	0.00%	0
Eugene – Fairmount	0.00%	0
Eugene – Ferry Street Bridge	0.00%	0
Eugene – Friendly Area	0.00%	0
Eugene – Gilham	11.11%	1
Eugene – Laurel Hill Valley	0.00%	0
Eugene – River Road	11.11%	1
Eugene – Santa Clara	0.00%	0
Eugene – South Hills	0.00%	0
Eugene – Southeast Eugene	0.00%	0
Eugene – Southwest Eugene	0.00%	0
Eugene - Trainsong	0.00%	0
Eugene – University	0.00%	0
Eugene – Whiteaker	0.00%	0
Springfield – Gateway	0.00%	0
Springfield – Glenwood	0.00%	0
Springfield – North Springfield	11.11%	1
Springfield – Thurston	0.00%	0
Springfield – Washburne Historic District	0.00%	0
Springfield – Meadow Park	0.00%	0
Springfield – Kelly Butte	0.00%	0
Springfield – West Kelly Butte	0.00%	0
Coburg	0.00%	0
Cottage Grove	22.22%	2
Oakridge	0.00%	0
Veneta	0.00%	0
Junction City	0.00%	0
Florence	0.00%	0
Unsure	11.11%	1

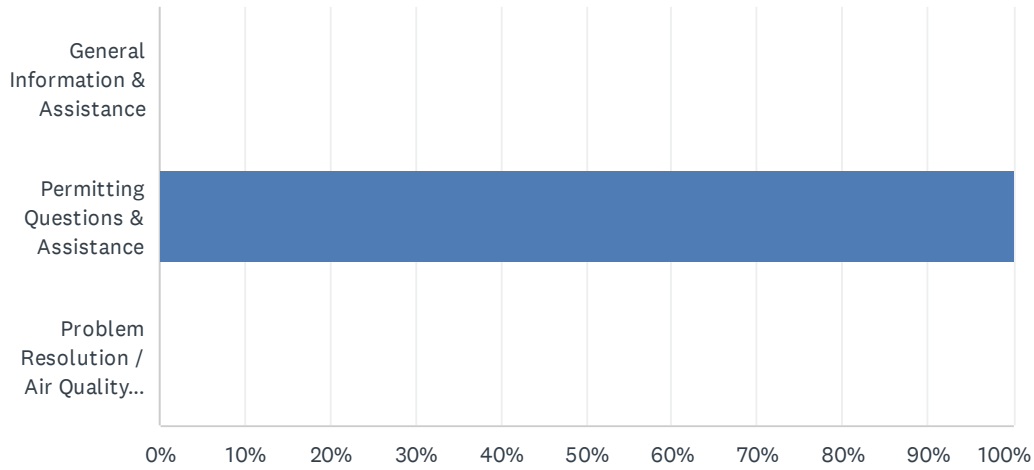
LRAPA's ongoing satisfaction & feedback Survey

Other (please specify)	11.11%	1
TOTAL		9

#	OTHER (PLEASE SPECIFY)	DATE
1	Vida	10/29/2024 2:05 PM

Q3 What is the nature of your contact with LRAPA?

Answered: 8 Skipped: 1

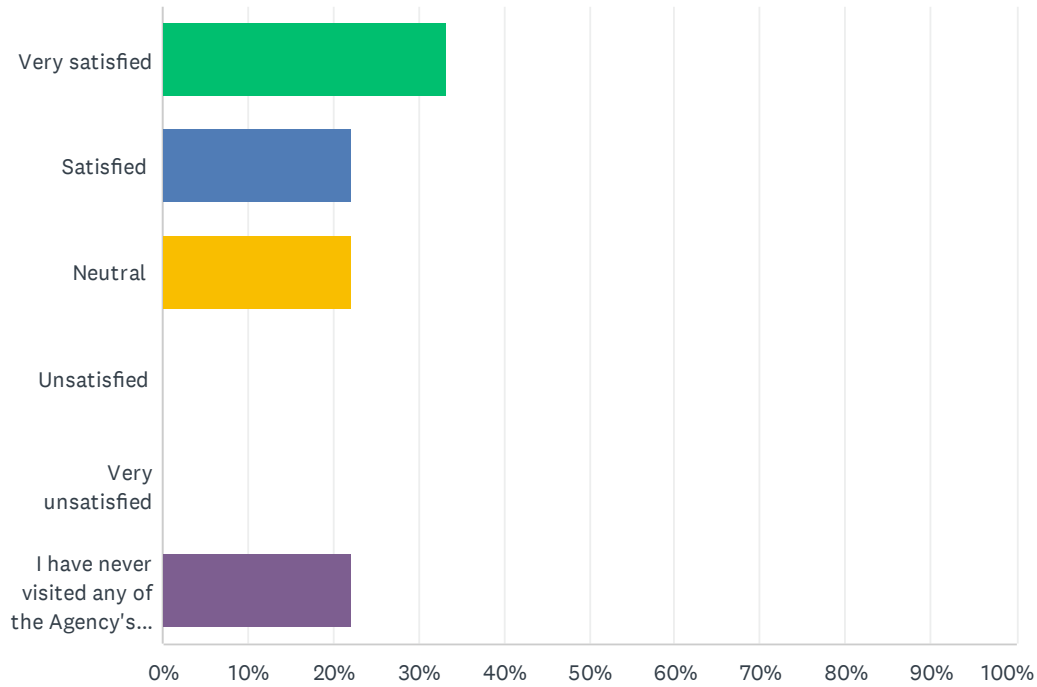


ANSWER CHOICES	RESPONSES
General Information & Assistance	0.00% 0
Permitting Questions & Assistance	100.00% 8
Problem Resolution / Air Quality Complaints	0.00% 0
TOTAL	8

#	OTHER (PLEASE SPECIFY)	DATE
1	Answer Survey Questions	10/29/2024 2:05 PM
2	Permitting Compliance	10/22/2024 9:09 AM

Q4 How satisfied are you with the Agency's facilities, including your ability to access the agency's office location, agency signs, and cleanliness?

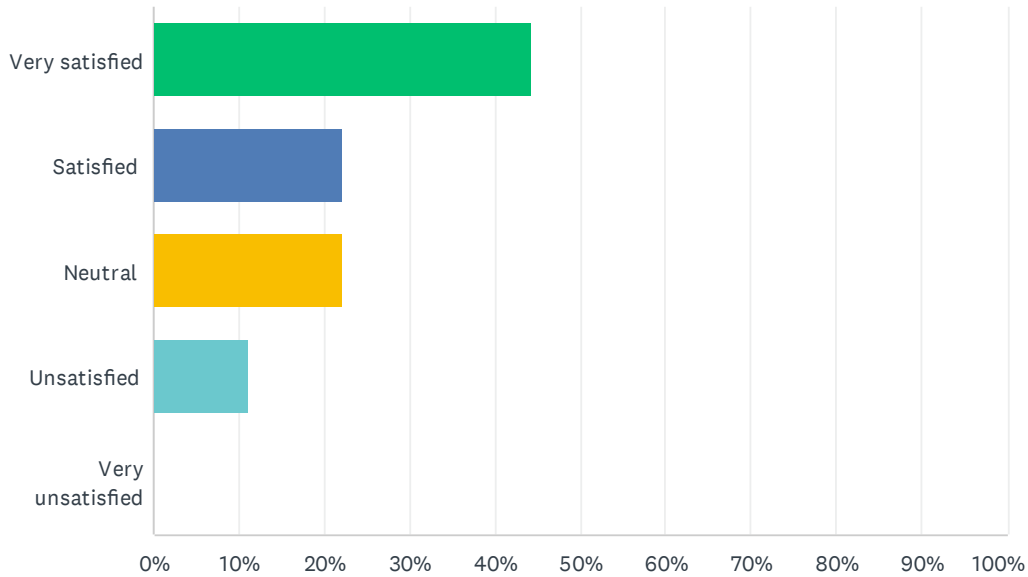
Answered: 9 Skipped: 0



ANSWER CHOICES	RESPONSES	
Very satisfied	33.33%	3
Satisfied	22.22%	2
Neutral	22.22%	2
Unsatisfied	0.00%	0
Very unsatisfied	0.00%	0
I have never visited any of the Agency's facilities.	22.22%	2
TOTAL		9

Q5 How satisfied are you with Agency Staff, including employee courtesy, friendliness, and knowledgeability?

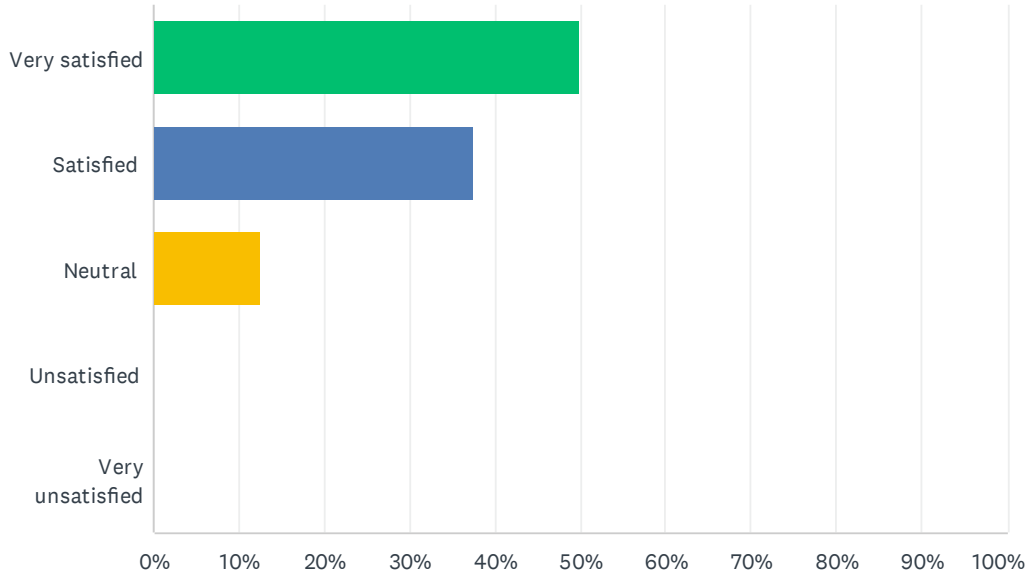
Answered: 9 Skipped: 0



ANSWER CHOICES	RESPONSES	
Very satisfied	44.44%	4
Satisfied	22.22%	2
Neutral	22.22%	2
Unsatisfied	11.11%	1
Very unsatisfied	0.00%	0
TOTAL		9

Q6 How satisfied are you with the Agency's response time to your inquiries or concerns?

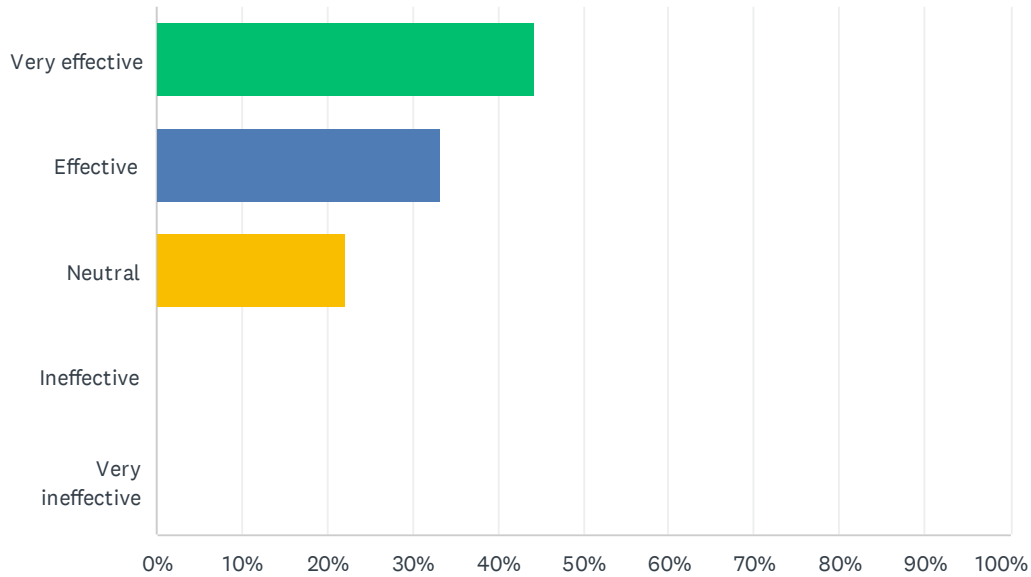
Answered: 8 Skipped: 1



ANSWER CHOICES	RESPONSES	
Very satisfied	50.00%	4
Satisfied	37.50%	3
Neutral	12.50%	1
Unsatisfied	0.00%	0
Very unsatisfied	0.00%	0
TOTAL		8

Q7 How would you rate the effectiveness of LRAPA's communication, including website, public notices, and social media?

Answered: 9 Skipped: 0



ANSWER CHOICES	RESPONSES	
Very effective	44.44%	4
Effective	33.33%	3
Neutral	22.22%	2
Ineffective	0.00%	0
Very ineffective	0.00%	0
TOTAL		9

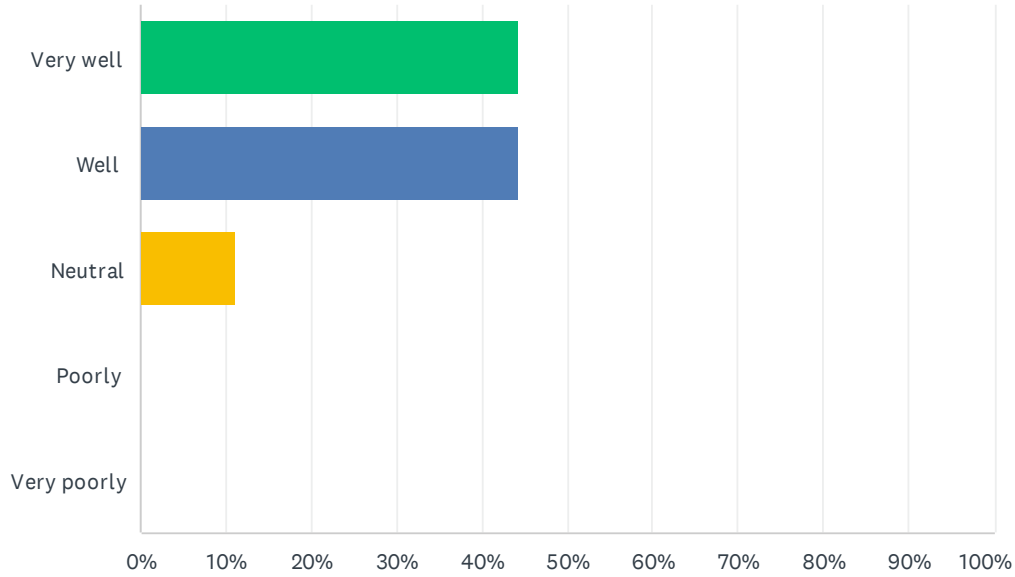
Q8 What improvements or additional services would you like to see from LRAPA in the future?

Answered: 2 Skipped: 7

#	RESPONSES	DATE
1	Please continue electronic communications, as USPS is increasingly unreliable.	10/22/2024 9:09 AM
2	Get more people	9/30/2024 11:38 AM

Q9 How well do you feel LRAPA serves your community in terms of air quality management?

Answered: 9 Skipped: 0



ANSWER CHOICES	RESPONSES	
Very well	44.44%	4
Well	44.44%	4
Neutral	11.11%	1
Poorly	0.00%	0
Very poorly	0.00%	0
TOTAL		9

Q10 How well do you feel LRAPA serves your community in terms of air quality management?

Answered: 0 Skipped: 9

 No matching responses.

ANSWER CHOICES	RESPONSES
Very well	0.00% 0
Well	0.00% 0
Neutral	0.00% 0
Poorly	0.00% 0
Very poorly	0.00% 0
TOTAL	0

Q11 Do you feel that LRAPA provides enough opportunities for public input on air quality issues?

Answered: 0 Skipped: 9

 No matching responses.

ANSWER CHOICES	RESPONSES
Yes	0.00% 0
No	0.00% 0
Unsure	0.00% 0
TOTAL	0

Q12 How informed do you feel about the air quality in your community?

Answered: 0 Skipped: 9

 No matching responses.

ANSWER CHOICES	RESPONSES
Very informed	0.00% 0
Informed	0.00% 0
Neutral	0.00% 0
Uninformed	0.00% 0
Very uninformed	0.00% 0
TOTAL	0

Q13 Do you feel that LRAPA effectively addresses air quality concerns in your community?

Answered: 0 Skipped: 9

 No matching responses.

ANSWER CHOICES	RESPONSES
Yes	0.00% 0
No	0.00% 0
Unsure	0.00% 0
TOTAL	0

Q14 Are you aware of any LRAPA programs or initiatives that have directly impacted your community?

Answered: 0 Skipped: 9

 No matching responses.

ANSWER CHOICES	RESPONSES
Yes	0.00% 0
No	0.00% 0
Unsure	0.00% 0
TOTAL	0

Q15 How well do you feel LRAPA protects and improves air quality?

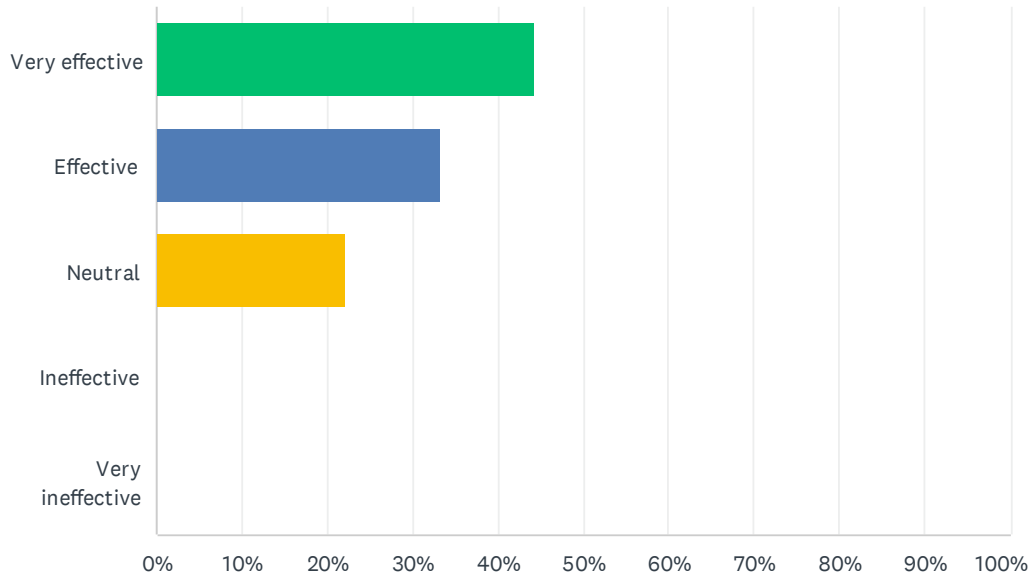
Answered: 0 Skipped: 9

 No matching responses.

ANSWER CHOICES	RESPONSES
Very well	0.00% 0
Well	0.00% 0
Neutral	0.00% 0
Poorly	0.00% 0
Very poorly	0.00% 0
TOTAL	0

Q16 How effective is LRAPA in addressing the concerns and interests of your organization or community?

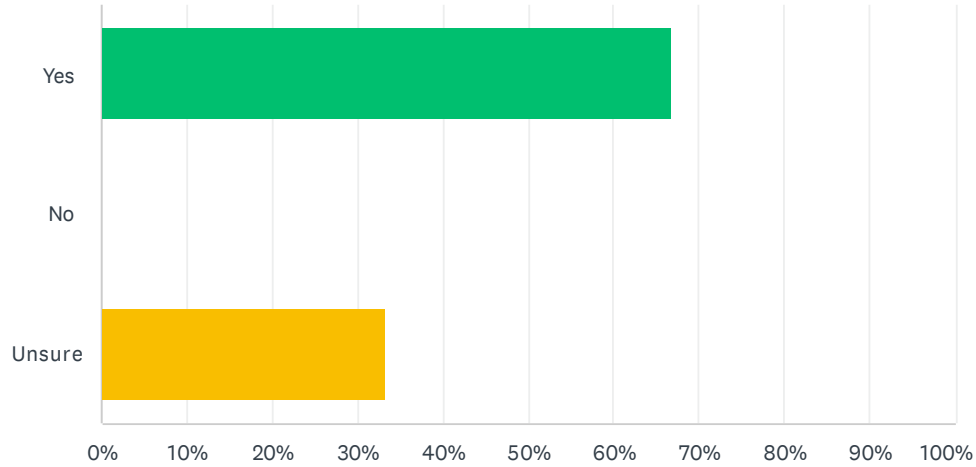
Answered: 9 Skipped: 0



ANSWER CHOICES	RESPONSES	
Very effective	44.44%	4
Effective	33.33%	3
Neutral	22.22%	2
Ineffective	0.00%	0
Very ineffective	0.00%	0
TOTAL		9

Q17 Do you feel that LRAPA provides enough opportunities for your organization or community to engage in air quality issues?

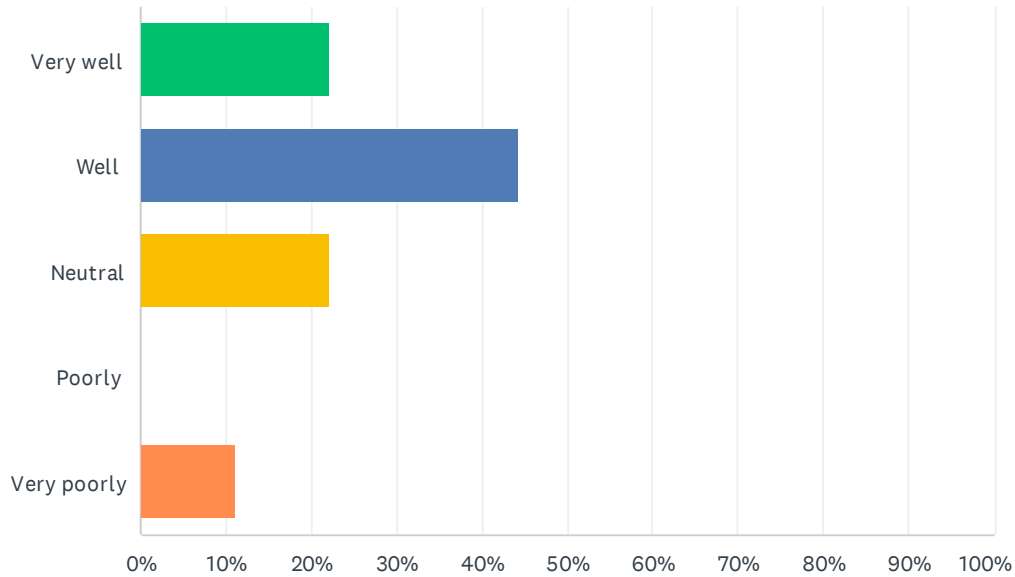
Answered: 9 Skipped: 0



ANSWER CHOICES	RESPONSES	
Yes	66.67%	6
No	0.00%	0
Unsure	33.33%	3
TOTAL		9

Q18 How well do you think LRAPA collaborates with your organization or community on air quality initiatives?

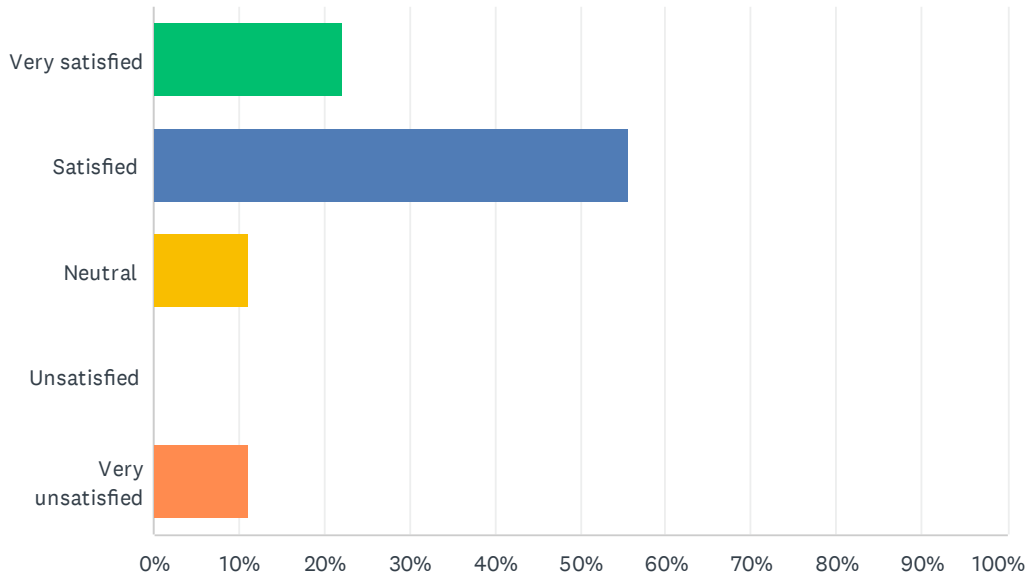
Answered: 9 Skipped: 0



ANSWER CHOICES	RESPONSES	
Very well	22.22%	2
Well	44.44%	4
Neutral	22.22%	2
Poorly	0.00%	0
Very poorly	11.11%	1
TOTAL		9

Q19 Are you satisfied with the level of transparency in LRAPA's decision-making process?

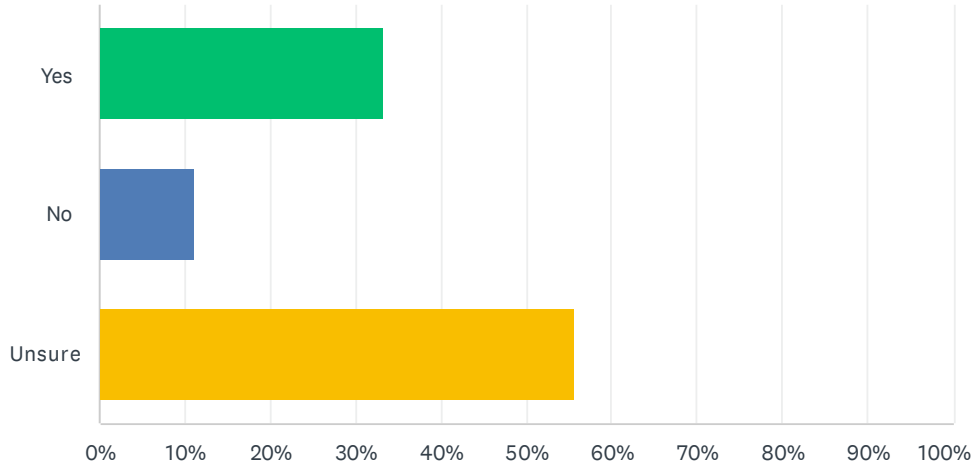
Answered: 9 Skipped: 0



ANSWER CHOICES	RESPONSES	
Very satisfied	22.22%	2
Satisfied	55.56%	5
Neutral	11.11%	1
Unsatisfied	0.00%	0
Very unsatisfied	11.11%	1
TOTAL		9

Q20 Has your organization or community seen positive results from LRAPA's programs or initiatives?

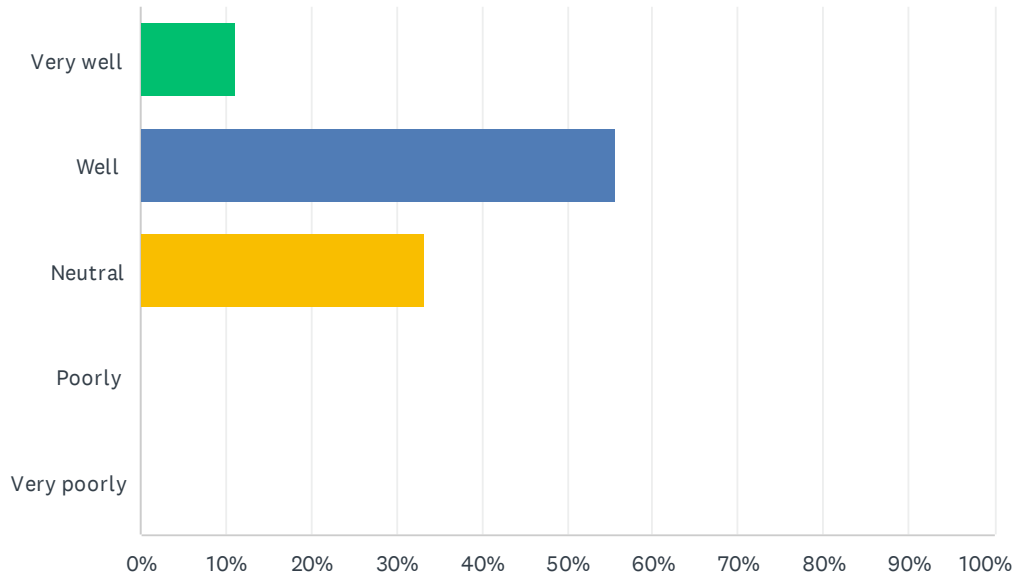
Answered: 9 Skipped: 0



ANSWER CHOICES	RESPONSES	
Yes	33.33%	3
No	11.11%	1
Unsure	55.56%	5
TOTAL		9

Q21 How well does LRAPA address your organization or community's air quality concerns?

Answered: 9 Skipped: 0



ANSWER CHOICES	RESPONSES	
Very well	11.11%	1
Well	55.56%	5
Neutral	33.33%	3
Poorly	0.00%	0
Very poorly	0.00%	0
TOTAL		9

Q22 How satisfied are you with LRAPA's permitting process, including application review, approval, and communication?

Answered: 0 Skipped: 9

 No matching responses.

ANSWER CHOICES	RESPONSES
Very satisfied	0.00% 0
Satisfied	0.00% 0
Neutral	0.00% 0
Unsatisfied	0.00% 0
Very unsatisfied	0.00% 0
TOTAL	0

Q23 Do you feel that LRAPA's regulations are reasonable and fairly applied to your business?

Answered: 0 Skipped: 9

 No matching responses.

ANSWER CHOICES	RESPONSES
Yes	0.00% 0
No	0.00% 0
Unsure	0.00% 0
TOTAL	0

Q24 How well do you feel LRAPA communicates regulatory changes and updates to your business?

Answered: 0 Skipped: 9

 No matching responses.

ANSWER CHOICES	RESPONSES
Very well	0.00% 0
Well	0.00% 0
Neutral	0.00% 0
Poorly	0.00% 0
Very poorly	0.00% 0
TOTAL	0

Q25 Have you experienced any issues or difficulties in your interactions with LRAPA?

Answered: 0 Skipped: 9

 No matching responses.

ANSWER CHOICES	RESPONSES
Yes	0.00% 0
No	0.00% 0
Unsure	0.00% 0
TOTAL	0

Q26 How well do you feel LRAPA fairly regulates and enforces air quality standards for businesses?

Answered: 0 Skipped: 9

 No matching responses.

ANSWER CHOICES	RESPONSES
Very well	0.00% 0
Well	0.00% 0
Neutral	0.00% 0
Poorly	0.00% 0
Very poorly	0.00% 0
TOTAL	0

Q27 Do you feel that LRAPA is supportive of your business's efforts to comply with air quality regulations?

Answered: 0 Skipped: 9

 No matching responses.

ANSWER CHOICES	RESPONSES
Yes	0.00% 0
No	0.00% 0
Unsure	0.00% 0
TOTAL	0

Q28 How effective is LRAPA in addressing the air quality concerns and interests of your constituents?

Answered: 0 Skipped: 9

 No matching responses.

ANSWER CHOICES	RESPONSES
Very effective	0.00% 0
Effective	0.00% 0
Neutral	0.00% 0
Ineffective	0.00% 0
Very ineffective	0.00% 0
TOTAL	0

Q29 Do you feel that LRAPA is transparent and accountable to the public and elected officials?

Answered: 0 Skipped: 9

 No matching responses.

ANSWER CHOICES	RESPONSES
Yes	0.00% 0
No	0.00% 0
Unsure	0.00% 0
TOTAL	0

Q30 How well do you think LRAPA collaborates with other government agencies and stakeholders on air quality issues?

Answered: 0 Skipped: 9

 No matching responses.

ANSWER CHOICES	RESPONSES
Very well	0.00% 0
Well	0.00% 0
Neutral	0.00% 0
Poorly	0.00% 0
Very poorly	0.00% 0
TOTAL	0

Q31 Do you believe that LRAPA effectively communicates its goals, initiatives, and progress to elected officials?

Answered: 0 Skipped: 9

 No matching responses.

ANSWER CHOICES	RESPONSES
Yes	0.00% 0
No	0.00% 0
Unsure	0.00% 0
TOTAL	0

Q32 How well do you feel LRAPA addresses air quality concerns in your jurisdiction?

Answered: 0 Skipped: 9

 No matching responses.

ANSWER CHOICES	RESPONSES
Very well	0.00% 0
Well	0.00% 0
Neutral	0.00% 0
Poorly	0.00% 0
Very poorly	0.00% 0
TOTAL	0

Q33 Do you feel that LRAPA is responsive to the needs and concerns of your constituents?

Answered: 0 Skipped: 9

 No matching responses.

ANSWER CHOICES	RESPONSES
Yes	0.00% 0
No	0.00% 0
Unsure	0.00% 0
TOTAL	0

Q34 How satisfied are you with LRAPA's handling of legal and regulatory matters in which you have been involved?

Answered: 0 Skipped: 9

 No matching responses.

ANSWER CHOICES	RESPONSES
Very satisfied	0.00% 0
Satisfied	0.00% 0
Neutral	0.00% 0
Unsatisfied	0.00% 0
Very unsatisfied	0.00% 0
TOTAL	0

Q35 Do you feel that LRAPA's legal and regulatory decisions are fair and equitable?

Answered: 0 Skipped: 9

 No matching responses.

ANSWER CHOICES	RESPONSES
Yes	0.00% 0
No	0.00% 0
Unsure	0.00% 0
TOTAL	0

Q36 How well do you think LRAPA communicates and collaborates with attorneys and consultants in addressing legal and regulatory issues?

Answered: 0 Skipped: 9

 No matching responses.

ANSWER CHOICES	RESPONSES
Very well	0.00% 0
Well	0.00% 0
Neutral	0.00% 0
Poorly	0.00% 0
Very poorly	0.00% 0
TOTAL	0

Q37 How would you rate LRAPA's timeliness in resolving legal and regulatory matters in which you have been involved?

Answered: 0 Skipped: 9

 No matching responses.

ANSWER CHOICES	RESPONSES
Very timely	0.00% 0
Timely	0.00% 0
Neutral	0.00% 0
Untimely	0.00% 0
Very untimely	0.00% 0
TOTAL	0

Q38 Do you feel that LRAPA provides adequate resources and support to attorneys and consultants working on air quality matters?

Answered: 0 Skipped: 9

 No matching responses.

ANSWER CHOICES	RESPONSES
Yes	0.00% 0
No	0.00% 0
Unsure	0.00% 0
TOTAL	0

Q39 How well do you feel LRAPA effectively addresses legal and regulatory matters related to air quality?

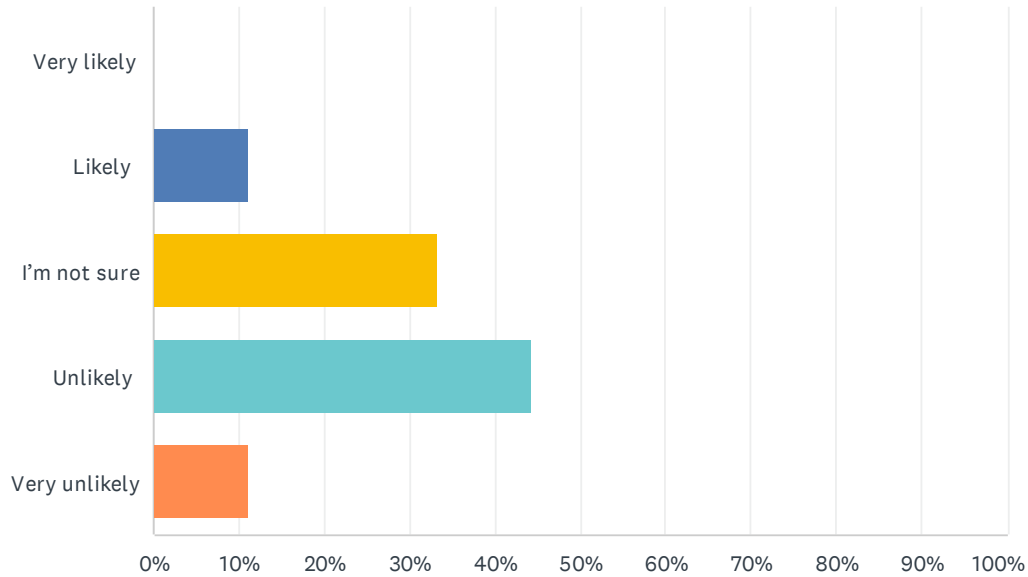
Answered: 0 Skipped: 9

 No matching responses.

ANSWER CHOICES	RESPONSES
Very well	0.00% 0
Well	0.00% 0
Neutral	0.00% 0
Poorly	0.00% 0
Very poorly	0.00% 0
TOTAL	0

Q40 How likely are you to participate in a public meeting on an industrial facility in Lane County?

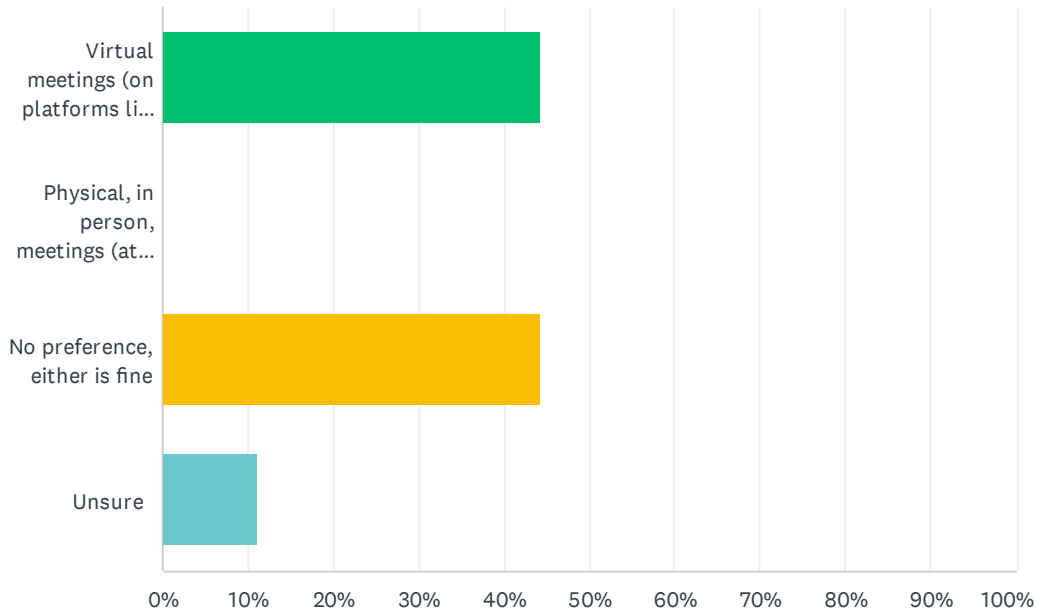
Answered: 9 Skipped: 0



ANSWER CHOICES	RESPONSES
Very likely	0.00% 0
Likely	11.11% 1
I'm not sure	33.33% 3
Unlikely	44.44% 4
Very unlikely	11.11% 1
TOTAL	9

Q41 Which public meeting format is most convenient for you to participate in?

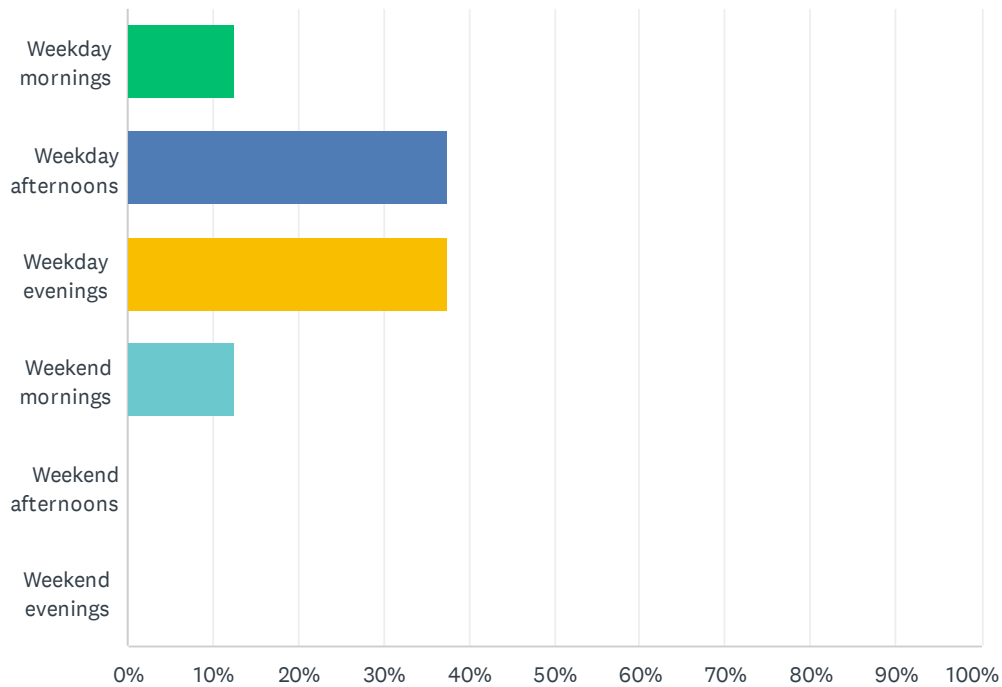
Answered: 9 Skipped: 0



ANSWER CHOICES	RESPONSES	
Virtual meetings (on platforms like Zoom or Microsoft Teams)	44.44%	4
Physical, in person, meetings (at locations such as a public library)	0.00%	0
No preference, either is fine	44.44%	4
Unsure	11.11%	1
TOTAL		9

Q42 When would a public meeting be generally most convenient for you?

Answered: 8 Skipped: 1



ANSWER CHOICES	RESPONSES	
Weekday mornings	12.50%	1
Weekday afternoons	37.50%	3
Weekday evenings	37.50%	3
Weekend mornings	12.50%	1
Weekend afternoons	0.00%	0
Weekend evenings	0.00%	0
TOTAL		8

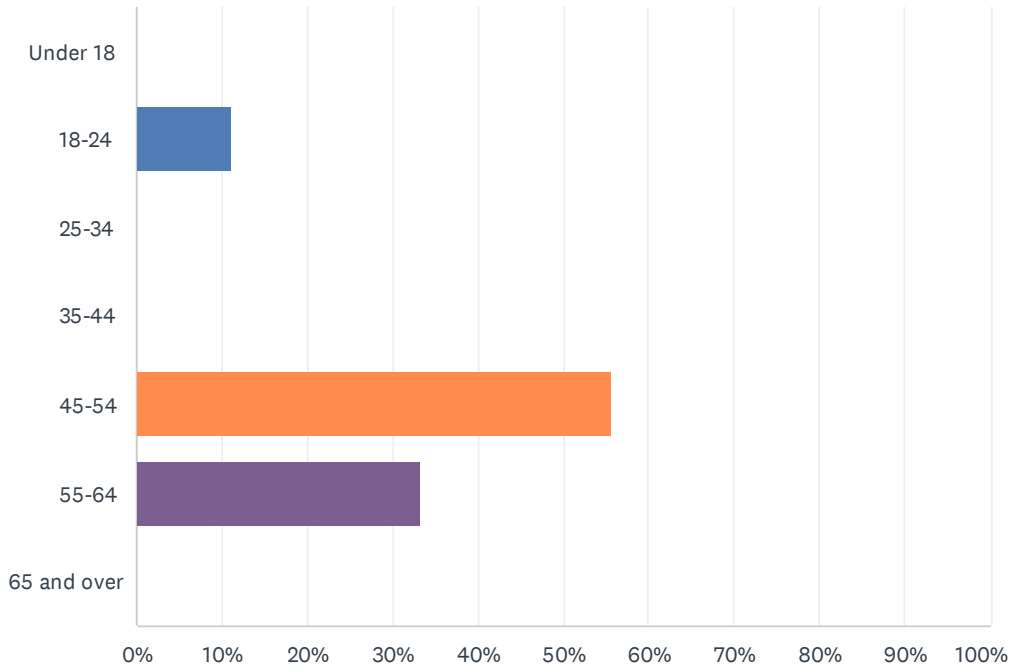
Q43 Do you have any additional comments or suggestions for LRAPA?

Answered: 1 Skipped: 8

#	RESPONSES	DATE
1	I don't see why personal income or information is needed	10/29/2024 2:08 PM

Q44 What is your age?

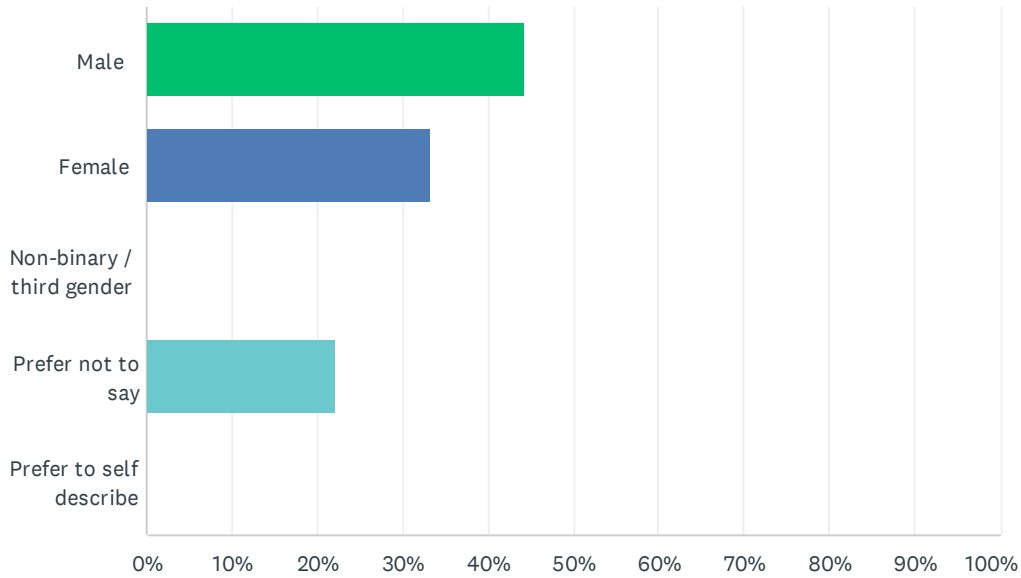
Answered: 9 Skipped: 0



ANSWER CHOICES	RESPONSES	
Under 18	0.00%	0
18-24	11.11%	1
25-34	0.00%	0
35-44	0.00%	0
45-54	55.56%	5
55-64	33.33%	3
65 and over	0.00%	0
TOTAL		9

Q45 What is your gender?

Answered: 9 Skipped: 0

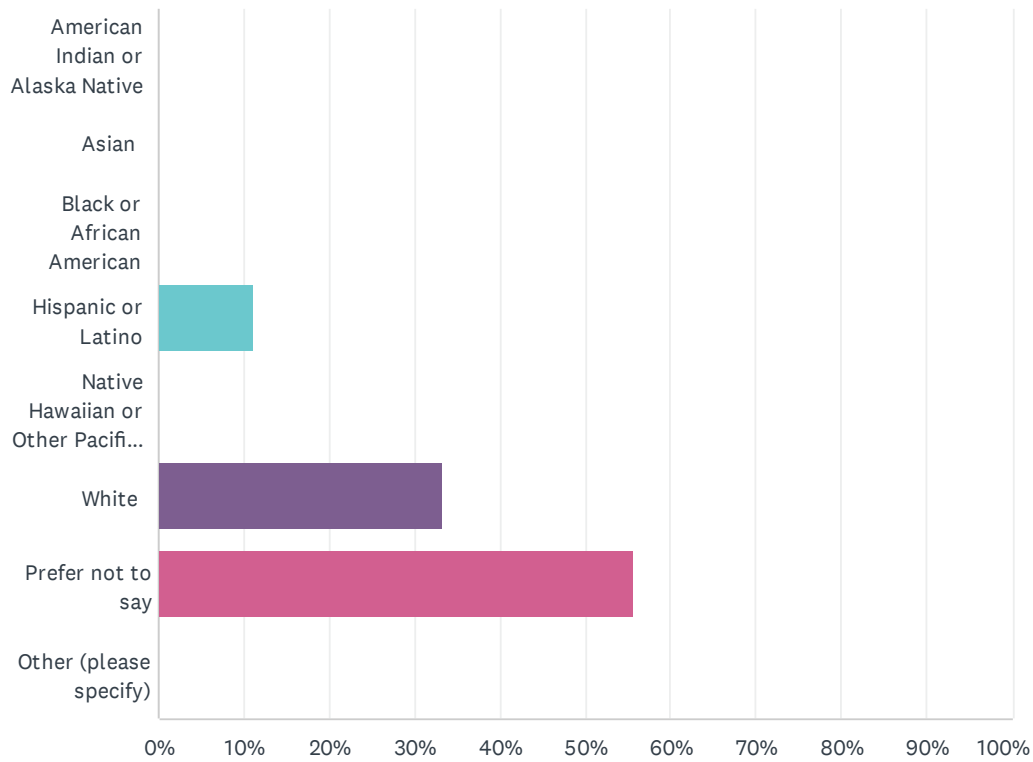


ANSWER CHOICES	RESPONSES	
Male	44.44%	4
Female	33.33%	3
Non-binary / third gender	0.00%	0
Prefer not to say	22.22%	2
Prefer to self describe	0.00%	0
TOTAL		9

#	PREFER TO SELF DESCRIBE	DATE
	There are no responses.	

Q46 What is your race/ethnicity? (Select all that apply)

Answered: 9 Skipped: 0

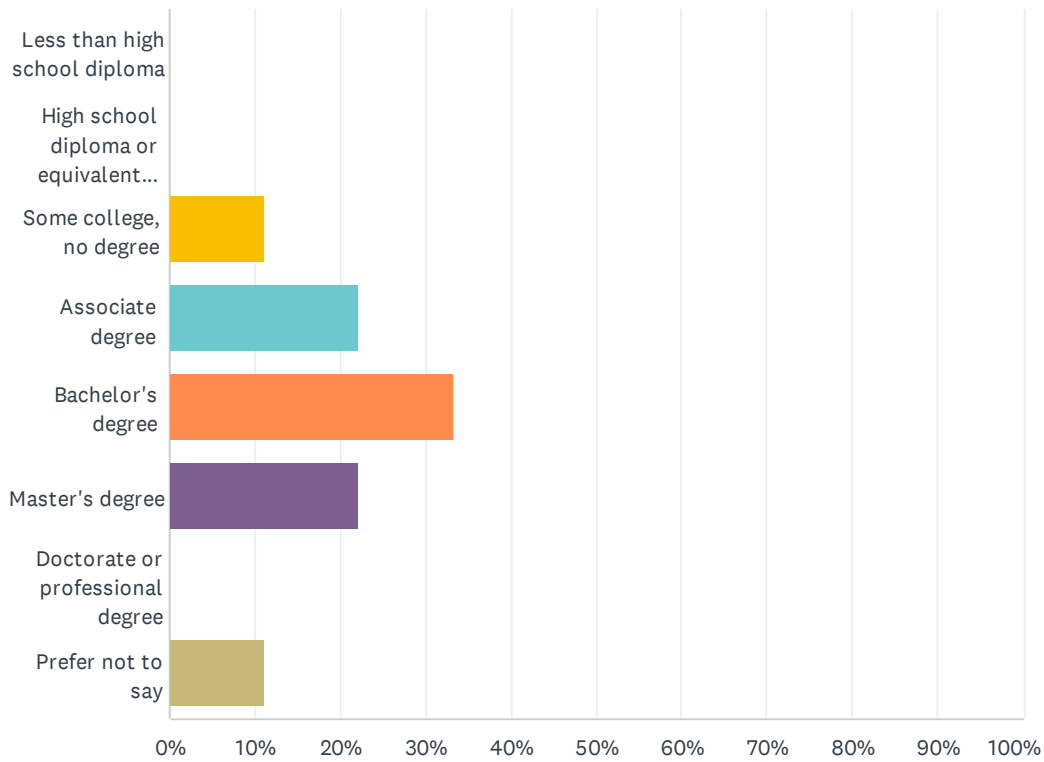


ANSWER CHOICES	RESPONSES
American Indian or Alaska Native	0.00% 0
Asian	0.00% 0
Black or African American	0.00% 0
Hispanic or Latino	11.11% 1
Native Hawaiian or Other Pacific Islander	0.00% 0
White	33.33% 3
Prefer not to say	55.56% 5
Other (please specify)	0.00% 0
TOTAL	9

#	OTHER (PLEASE SPECIFY)	DATE
	There are no responses.	

Q47 What is your highest level of education completed?

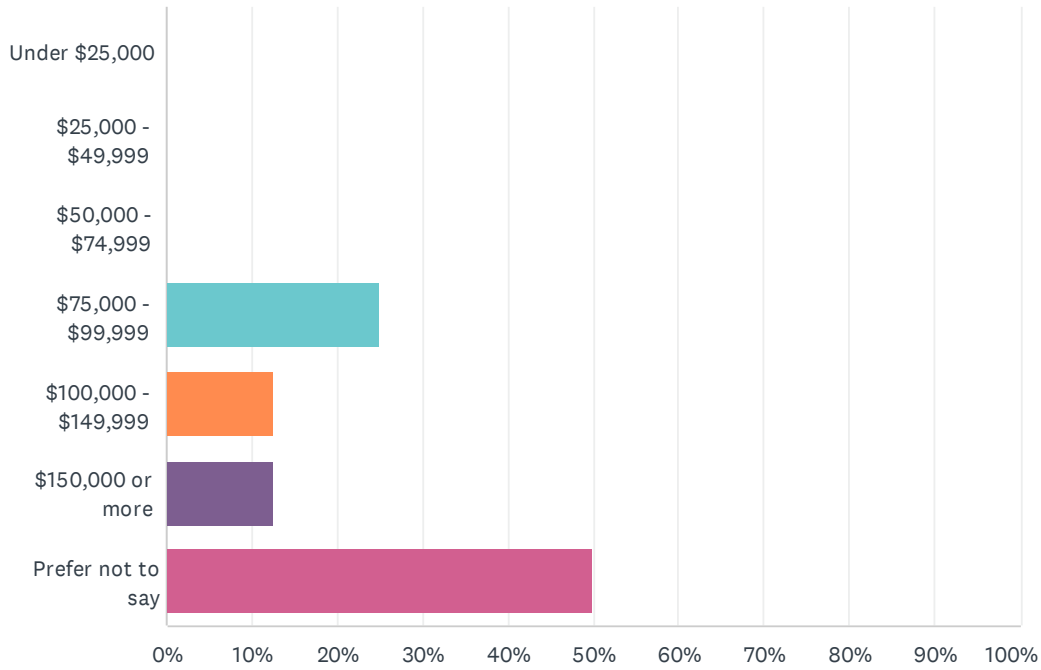
Answered: 9 Skipped: 0



ANSWER CHOICES	RESPONSES	
Less than high school diploma	0.00%	0
High school diploma or equivalent (e.g., GED)	0.00%	0
Some college, no degree	11.11%	1
Associate degree	22.22%	2
Bachelor's degree	33.33%	3
Master's degree	22.22%	2
Doctorate or professional degree	0.00%	0
Prefer not to say	11.11%	1
TOTAL		9

Q48 What is your household income?

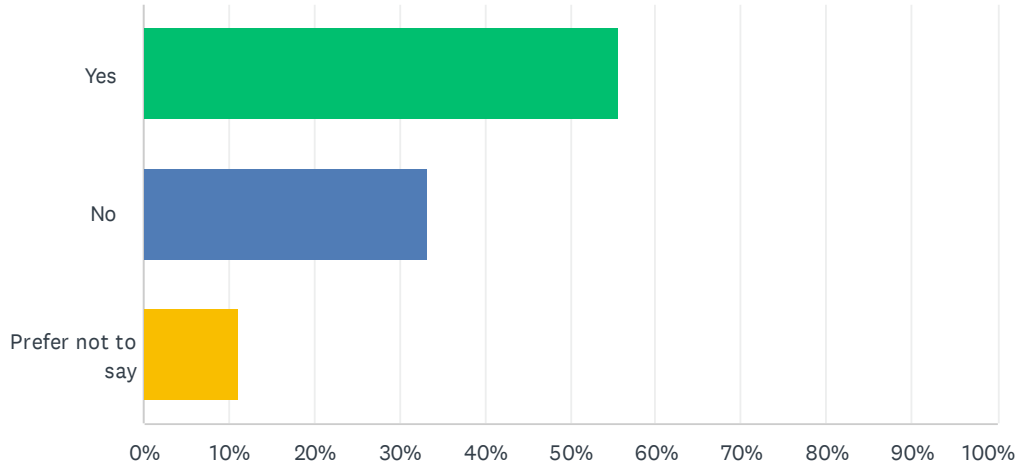
Answered: 8 Skipped: 1



ANSWER CHOICES	RESPONSES	
Under \$25,000	0.00%	0
\$25,000 - \$49,999	0.00%	0
\$50,000 - \$74,999	0.00%	0
\$75,000 - \$99,999	25.00%	2
\$100,000 - \$149,999	12.50%	1
\$150,000 or more	12.50%	1
Prefer not to say	50.00%	4
TOTAL		8

Q49 Do you have any children under the age of 18 living in your household?

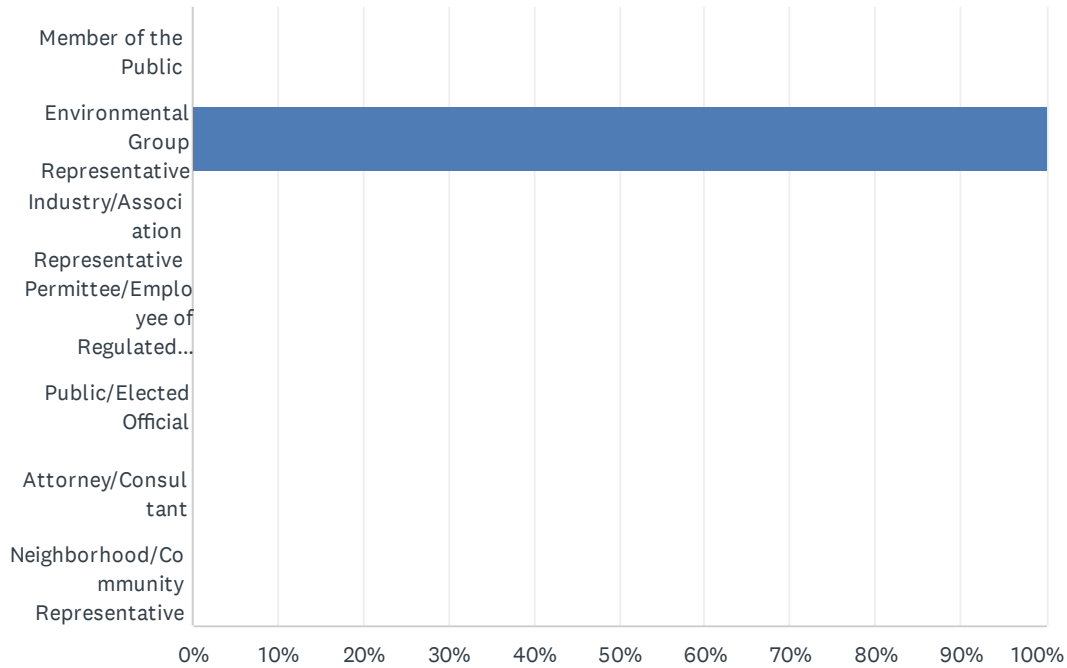
Answered: 9 Skipped: 0



ANSWER CHOICES	RESPONSES	
Yes	55.56%	5
No	33.33%	3
Prefer not to say	11.11%	1
TOTAL		9

Q1 Please Identify yourself (choose 1):

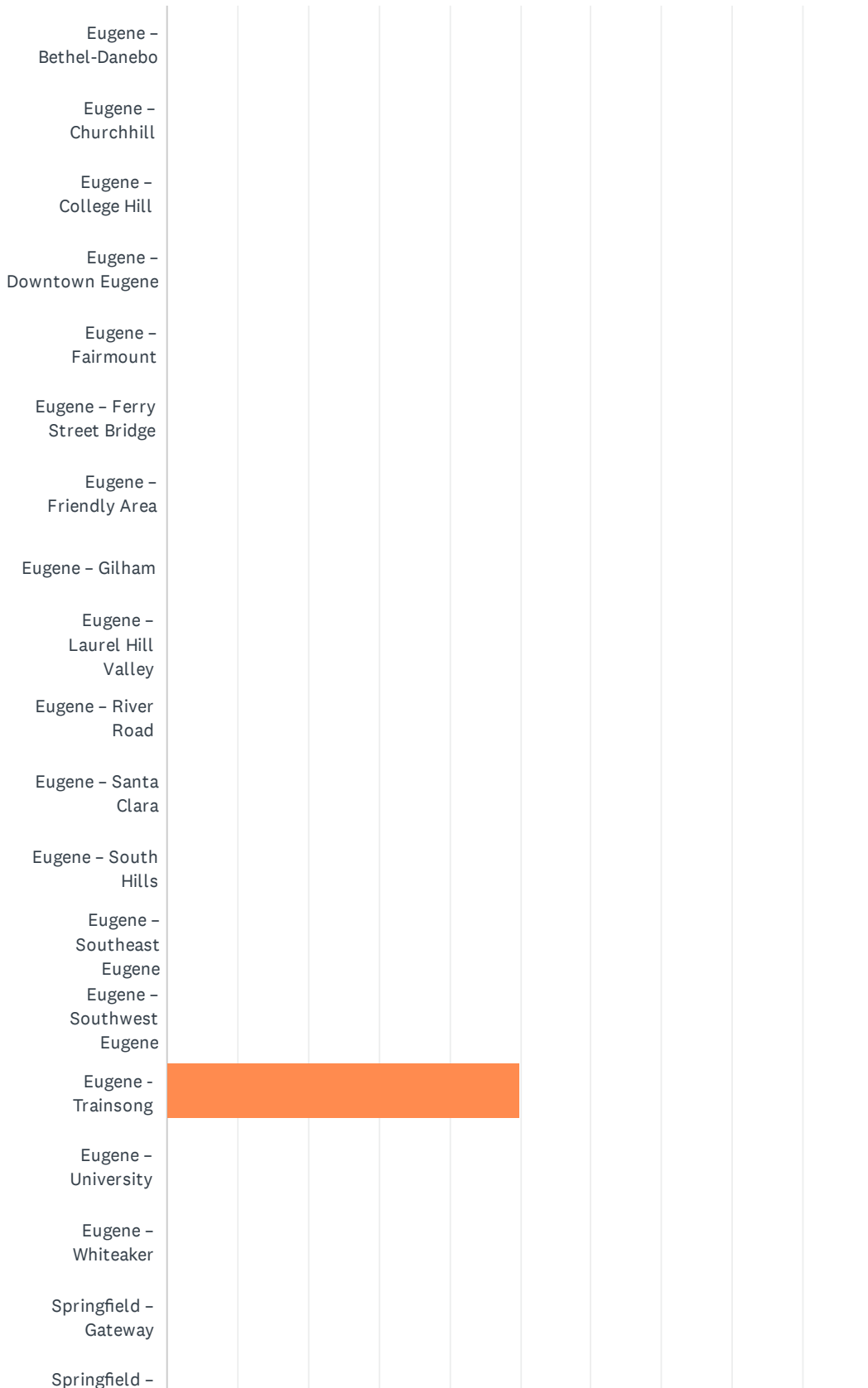
Answered: 2 Skipped: 0



ANSWER CHOICES	RESPONSES
Member of the Public	0.00% 0
Environmental Group Representative	100.00% 2
Industry/Association Representative	0.00% 0
Permittee/Employee of Regulated Company	0.00% 0
Public/Elected Official	0.00% 0
Attorney/Consultant	0.00% 0
Neighborhood/Community Representative	0.00% 0
TOTAL	2

Q2 What area of Lane County do you live in?

Answered: 2 Skipped: 0



LRAPA's ongoing satisfaction & feedback Survey



LRAPA's ongoing satisfaction & feedback Survey

ANSWER CHOICES	RESPONSES	
Eugene – Bethel-Danebo	0.00%	0
Eugene – Churchhill	0.00%	0
Eugene – College Hill	0.00%	0
Eugene – Downtown Eugene	0.00%	0
Eugene – Fairmount	0.00%	0
Eugene – Ferry Street Bridge	0.00%	0
Eugene – Friendly Area	0.00%	0
Eugene – Gilham	0.00%	0
Eugene – Laurel Hill Valley	0.00%	0
Eugene – River Road	0.00%	0
Eugene – Santa Clara	0.00%	0
Eugene – South Hills	0.00%	0
Eugene – Southeast Eugene	0.00%	0
Eugene – Southwest Eugene	0.00%	0
Eugene - Trainsong	50.00%	1
Eugene – University	0.00%	0
Eugene – Whiteaker	0.00%	0
Springfield – Gateway	0.00%	0
Springfield – Glenwood	0.00%	0
Springfield – North Springfield	50.00%	1
Springfield – Thurston	0.00%	0
Springfield – Washburne Historic District	0.00%	0
Springfield – Meadow Park	0.00%	0
Springfield – Kelly Butte	0.00%	0
Springfield – West Kelly Butte	0.00%	0
Coburg	0.00%	0
Cottage Grove	0.00%	0
Oakridge	0.00%	0
Veneta	0.00%	0
Junction City	0.00%	0
Florence	0.00%	0
Unsure	0.00%	0

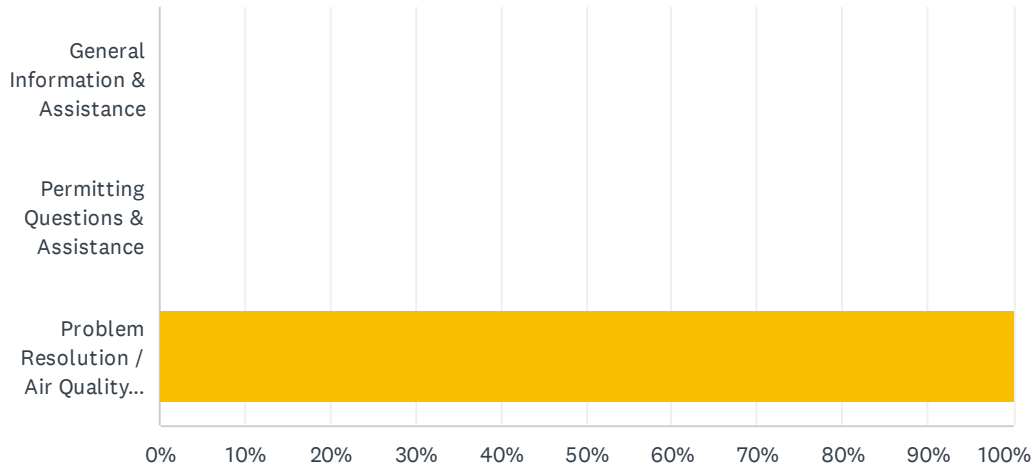
LRAPA's ongoing satisfaction & feedback Survey

Other (please specify)	0.00%	0
TOTAL		2

#	OTHER (PLEASE SPECIFY)	DATE
	There are no responses.	

Q3 What is the nature of your contact with LRAPA?

Answered: 1 Skipped: 1

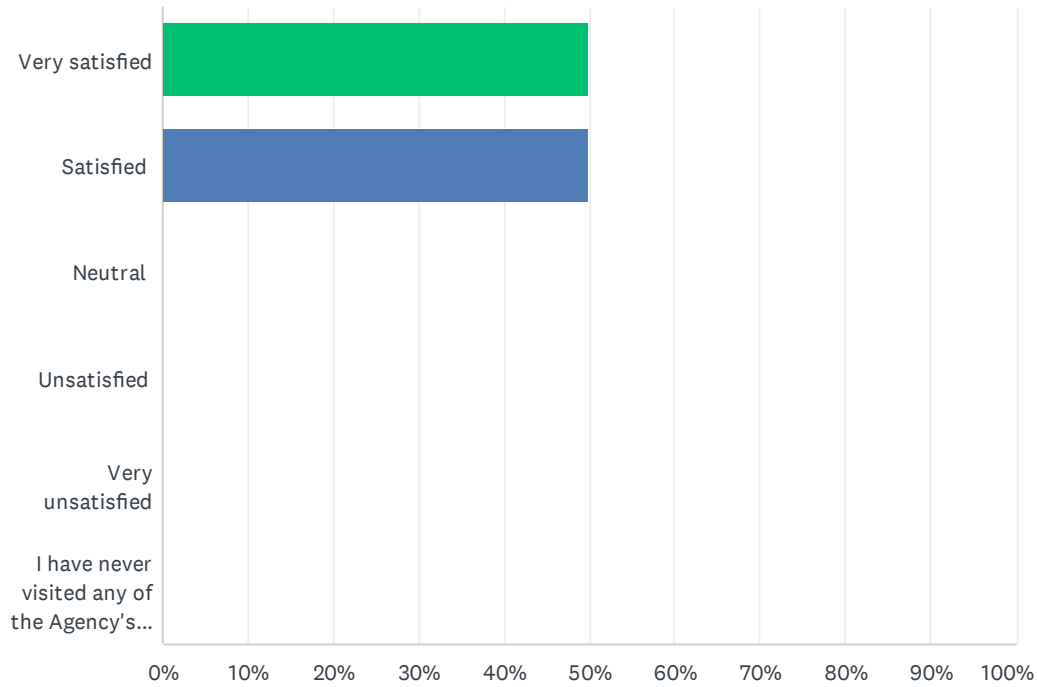


ANSWER CHOICES	RESPONSES
General Information & Assistance	0.00% 0
Permitting Questions & Assistance	0.00% 0
Problem Resolution / Air Quality Complaints	100.00% 1
TOTAL	1

#	OTHER (PLEASE SPECIFY)	DATE
1	Work related.	9/30/2024 10:15 AM

Q4 How satisfied are you with the Agency's facilities, including your ability to access the agency's office location, agency signs, and cleanliness?

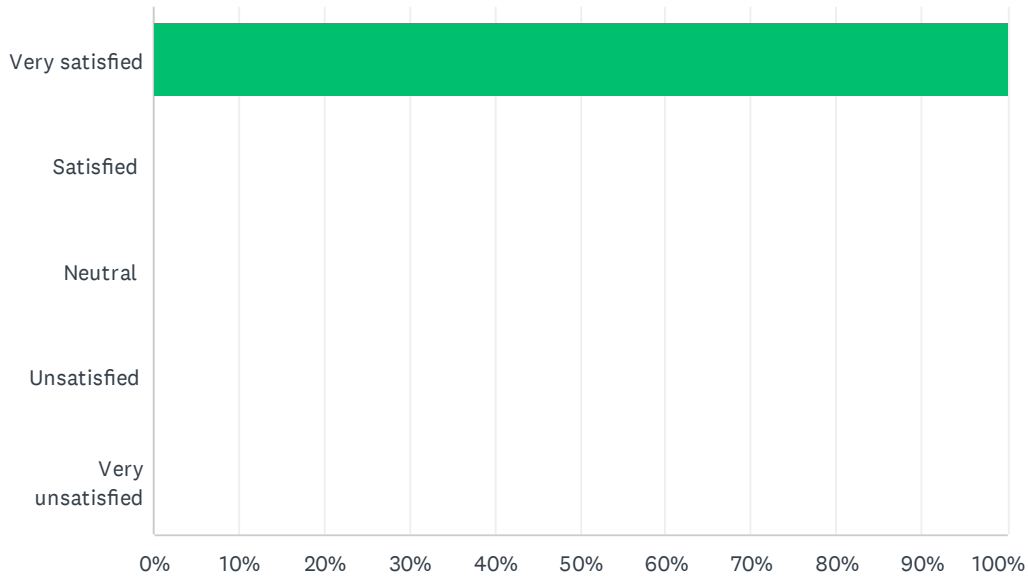
Answered: 2 Skipped: 0



ANSWER CHOICES	RESPONSES	
Very satisfied	50.00%	1
Satisfied	50.00%	1
Neutral	0.00%	0
Unsatisfied	0.00%	0
Very unsatisfied	0.00%	0
I have never visited any of the Agency's facilities.	0.00%	0
TOTAL		2

Q5 How satisfied are you with Agency Staff, including employee courtesy, friendliness, and knowledgeability?

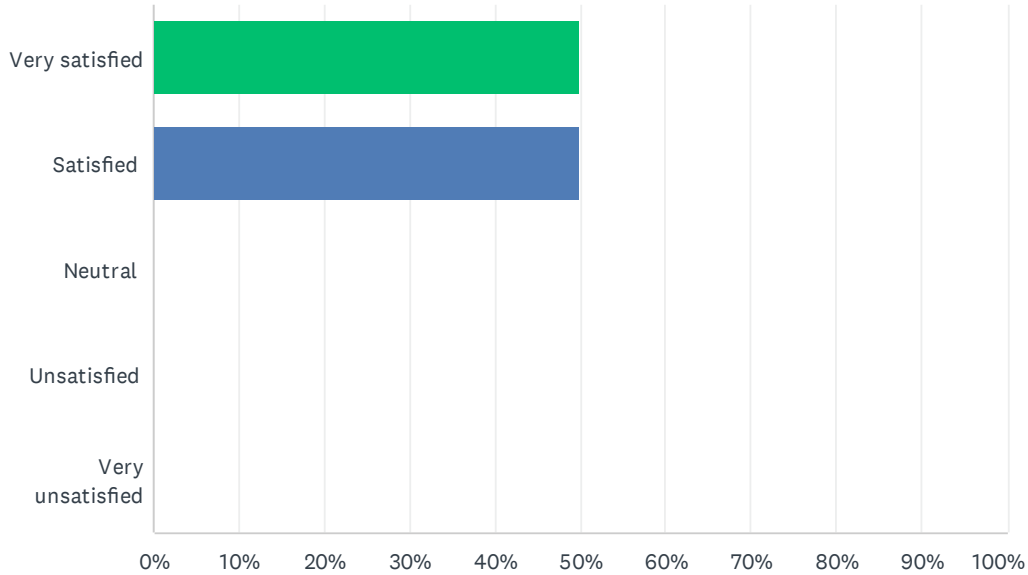
Answered: 2 Skipped: 0



ANSWER CHOICES	RESPONSES	
Very satisfied	100.00%	2
Satisfied	0.00%	0
Neutral	0.00%	0
Unsatisfied	0.00%	0
Very unsatisfied	0.00%	0
TOTAL		2

Q6 How satisfied are you with the Agency's response time to your inquiries or concerns?

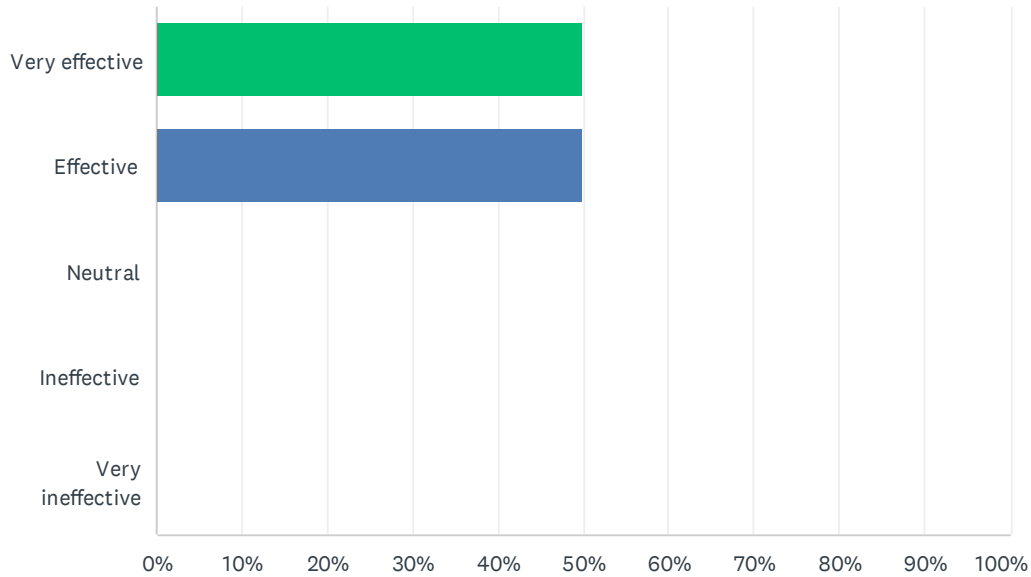
Answered: 2 Skipped: 0



ANSWER CHOICES	RESPONSES	
Very satisfied	50.00%	1
Satisfied	50.00%	1
Neutral	0.00%	0
Unsatisfied	0.00%	0
Very unsatisfied	0.00%	0
TOTAL		2

Q7 How would you rate the effectiveness of LRAPA's communication, including website, public notices, and social media?

Answered: 2 Skipped: 0



ANSWER CHOICES	RESPONSES	
Very effective	50.00%	1
Effective	50.00%	1
Neutral	0.00%	0
Ineffective	0.00%	0
Very ineffective	0.00%	0
TOTAL		2

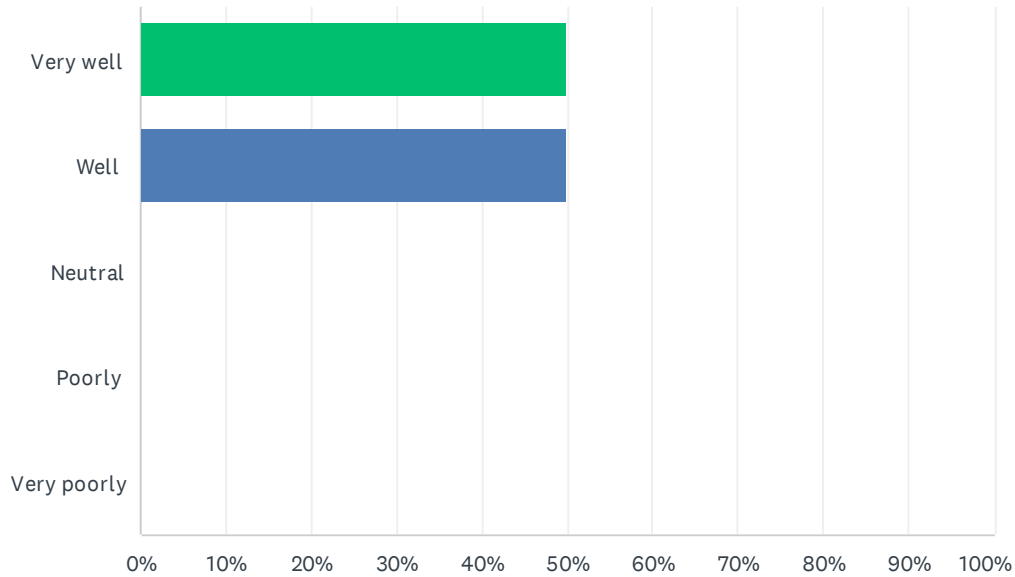
Q8 What improvements or additional services would you like to see from LRAPA in the future?

Answered: 1 Skipped: 1

#	RESPONSES	DATE
1	None, always friendly and very helpful!	9/30/2024 10:15 AM

Q9 How well do you feel LRAPA serves your community in terms of air quality management?

Answered: 2 Skipped: 0



ANSWER CHOICES	RESPONSES	
Very well	50.00%	1
Well	50.00%	1
Neutral	0.00%	0
Poorly	0.00%	0
Very poorly	0.00%	0
TOTAL		2

Q10 How well do you feel LRAPA serves your community in terms of air quality management?

Answered: 0 Skipped: 2

 No matching responses.

ANSWER CHOICES	RESPONSES
Very well	0.00% 0
Well	0.00% 0
Neutral	0.00% 0
Poorly	0.00% 0
Very poorly	0.00% 0
TOTAL	0

Q11 Do you feel that LRAPA provides enough opportunities for public input on air quality issues?

Answered: 0 Skipped: 2

 No matching responses.

ANSWER CHOICES	RESPONSES
Yes	0.00% 0
No	0.00% 0
Unsure	0.00% 0
TOTAL	0

Q12 How informed do you feel about the air quality in your community?

Answered: 0 Skipped: 2

 No matching responses.

ANSWER CHOICES	RESPONSES
Very informed	0.00% 0
Informed	0.00% 0
Neutral	0.00% 0
Uninformed	0.00% 0
Very uninformed	0.00% 0
TOTAL	0

Q13 Do you feel that LRAPA effectively addresses air quality concerns in your community?

Answered: 0 Skipped: 2

 No matching responses.

ANSWER CHOICES	RESPONSES
Yes	0.00% 0
No	0.00% 0
Unsure	0.00% 0
TOTAL	0

Q14 Are you aware of any LRAPA programs or initiatives that have directly impacted your community?

Answered: 0 Skipped: 2

 No matching responses.

ANSWER CHOICES	RESPONSES
Yes	0.00% 0
No	0.00% 0
Unsure	0.00% 0
TOTAL	0

Q15 How well do you feel LRAPA protects and improves air quality?

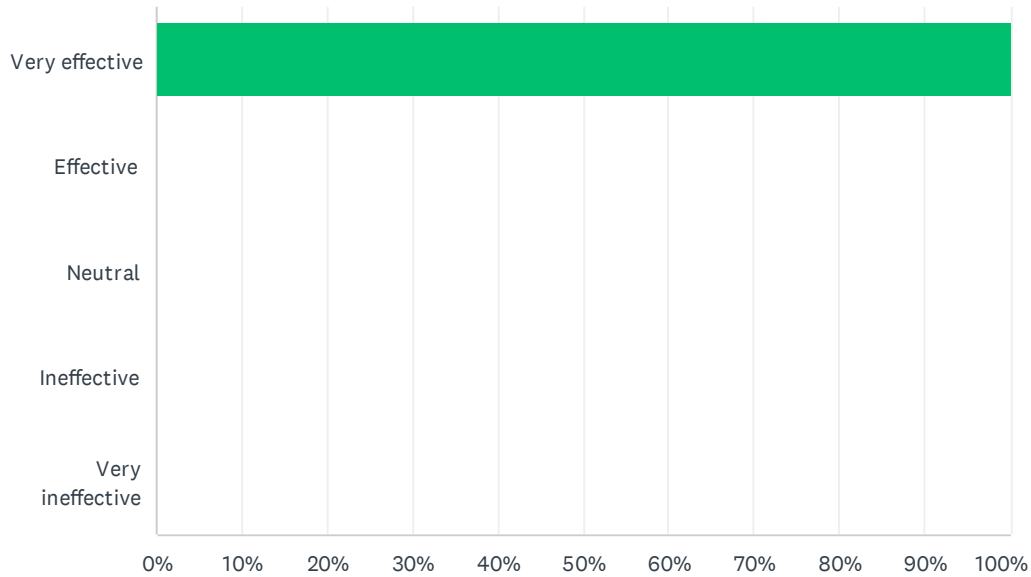
Answered: 0 Skipped: 2

 No matching responses.

ANSWER CHOICES	RESPONSES
Very well	0.00% 0
Well	0.00% 0
Neutral	0.00% 0
Poorly	0.00% 0
Very poorly	0.00% 0
TOTAL	0

Q16 How effective is LRAPA in addressing the concerns and interests of your organization or community?

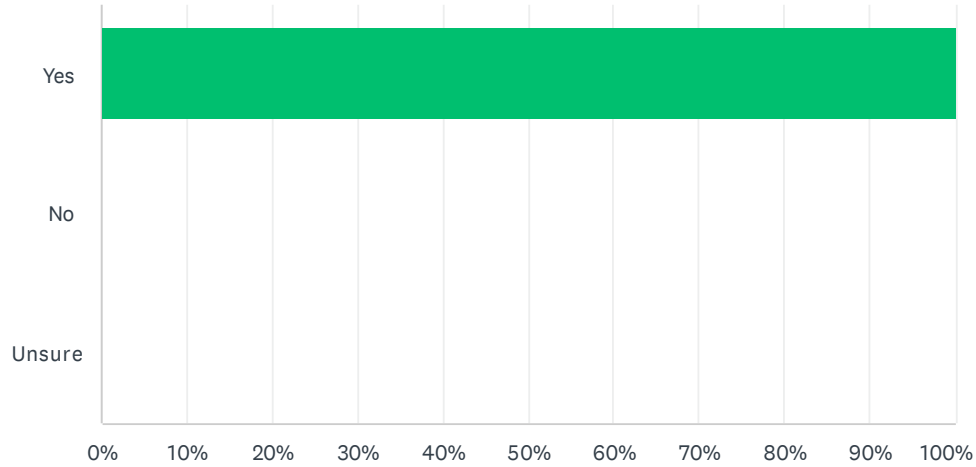
Answered: 1 Skipped: 1



ANSWER CHOICES	RESPONSES	
Very effective	100.00%	1
Effective	0.00%	0
Neutral	0.00%	0
Ineffective	0.00%	0
Very ineffective	0.00%	0
TOTAL		1

Q17 Do you feel that LRAPA provides enough opportunities for your organization or community to engage in air quality issues?

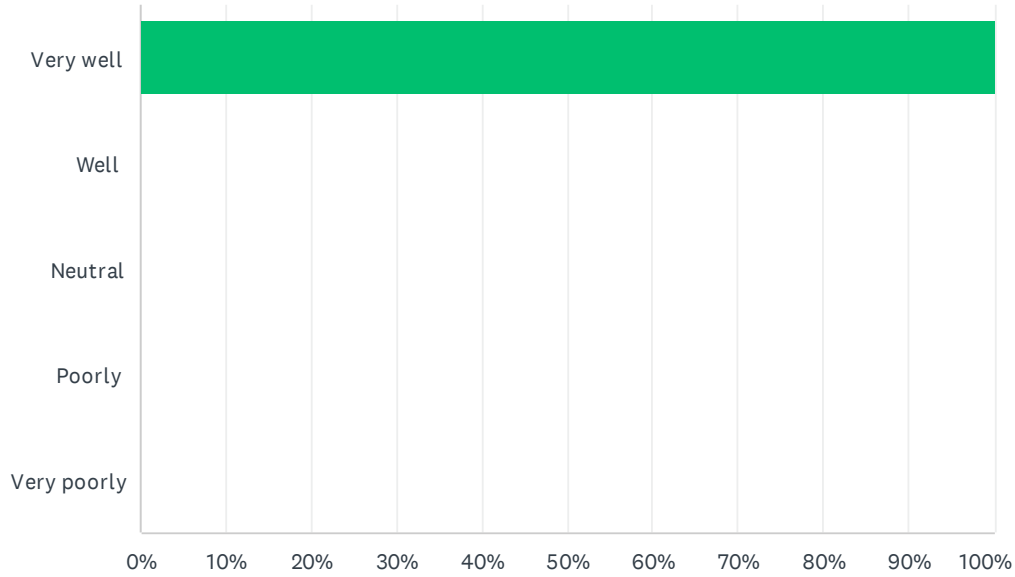
Answered: 1 Skipped: 1



ANSWER CHOICES	RESPONSES	
Yes	100.00%	1
No	0.00%	0
Unsure	0.00%	0
TOTAL		1

Q18 How well do you think LRAPA collaborates with your organization or community on air quality initiatives?

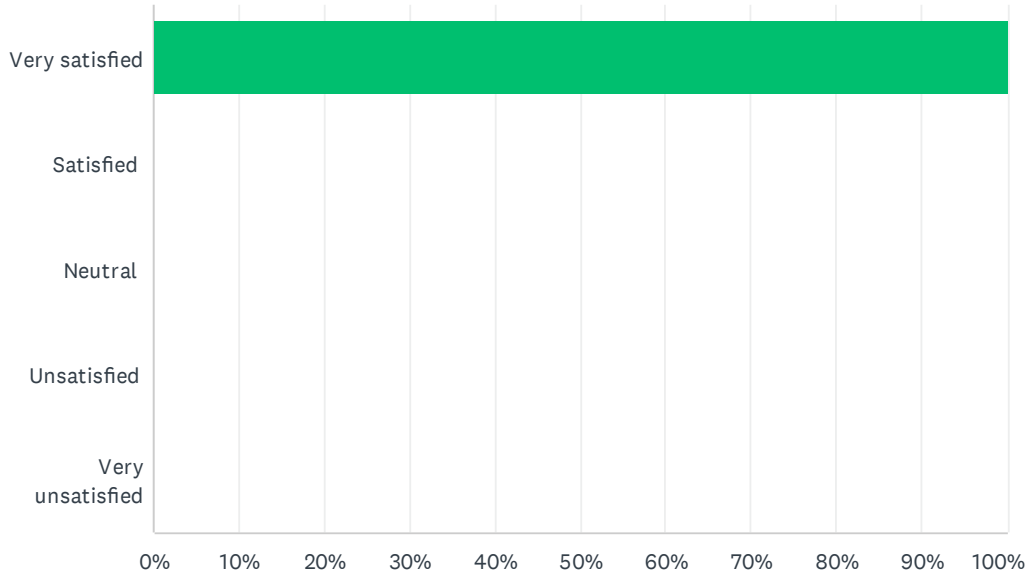
Answered: 1 Skipped: 1



ANSWER CHOICES	RESPONSES	
Very well	100.00%	1
Well	0.00%	0
Neutral	0.00%	0
Poorly	0.00%	0
Very poorly	0.00%	0
TOTAL		1

Q19 Are you satisfied with the level of transparency in LRAPA's decision-making process?

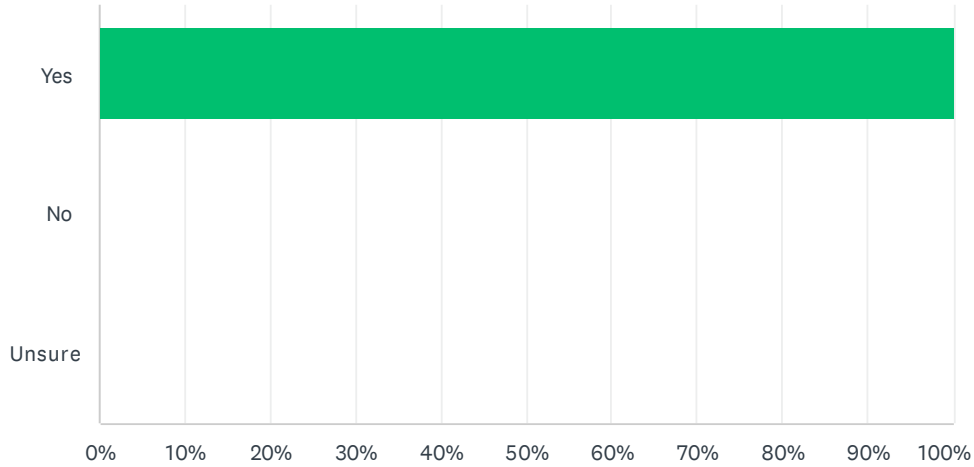
Answered: 1 Skipped: 1



ANSWER CHOICES	RESPONSES	
Very satisfied	100.00%	1
Satisfied	0.00%	0
Neutral	0.00%	0
Unsatisfied	0.00%	0
Very unsatisfied	0.00%	0
TOTAL		1

Q20 Has your organization or community seen positive results from LRAPA's programs or initiatives?

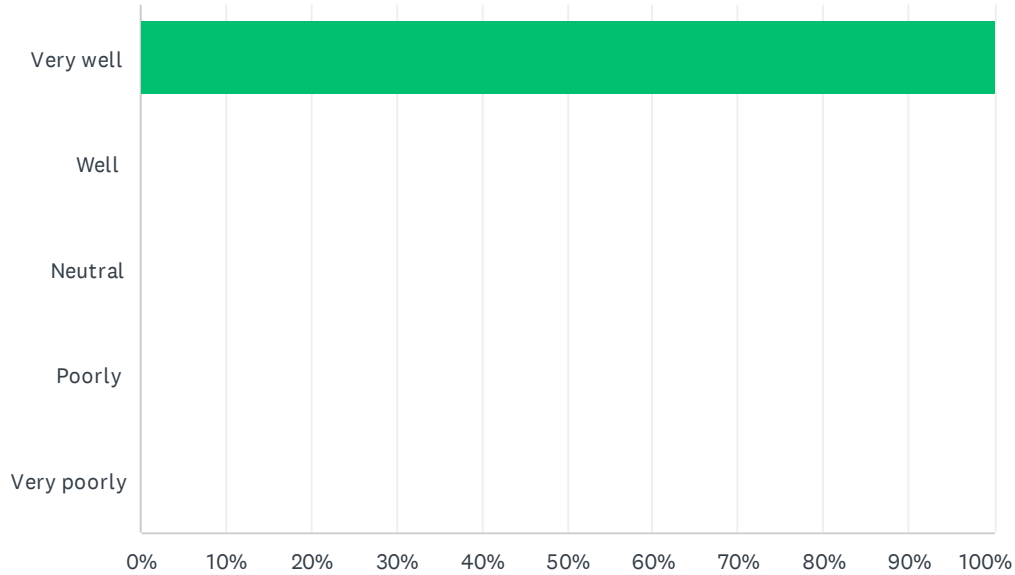
Answered: 1 Skipped: 1



ANSWER CHOICES	RESPONSES	
Yes	100.00%	1
No	0.00%	0
Unsure	0.00%	0
TOTAL		1

Q21 How well does LRAPA address your organization or community's air quality concerns?

Answered: 1 Skipped: 1



ANSWER CHOICES	RESPONSES	
Very well	100.00%	1
Well	0.00%	0
Neutral	0.00%	0
Poorly	0.00%	0
Very poorly	0.00%	0
TOTAL		1

Q22 How satisfied are you with LRAPA's permitting process, including application review, approval, and communication?

Answered: 0 Skipped: 2

 No matching responses.

ANSWER CHOICES	RESPONSES
Very satisfied	0.00% 0
Satisfied	0.00% 0
Neutral	0.00% 0
Unsatisfied	0.00% 0
Very unsatisfied	0.00% 0
TOTAL	0

Q23 Do you feel that LRAPA's regulations are reasonable and fairly applied to your business?

Answered: 0 Skipped: 2

 No matching responses.

ANSWER CHOICES	RESPONSES	
Yes	0.00%	0
No	0.00%	0
Unsure	0.00%	0
TOTAL		0

Q24 How well do you feel LRAPA communicates regulatory changes and updates to your business?

Answered: 0 Skipped: 2

 No matching responses.

ANSWER CHOICES	RESPONSES
Very well	0.00% 0
Well	0.00% 0
Neutral	0.00% 0
Poorly	0.00% 0
Very poorly	0.00% 0
TOTAL	0

Q25 Have you experienced any issues or difficulties in your interactions with LRAPA?

Answered: 0 Skipped: 2

 No matching responses.

ANSWER CHOICES	RESPONSES
Yes	0.00% 0
No	0.00% 0
Unsure	0.00% 0
TOTAL	0

Q26 How well do you feel LRAPA fairly regulates and enforces air quality standards for businesses?

Answered: 0 Skipped: 2

 No matching responses.

ANSWER CHOICES	RESPONSES
Very well	0.00% 0
Well	0.00% 0
Neutral	0.00% 0
Poorly	0.00% 0
Very poorly	0.00% 0
TOTAL	0

Q27 Do you feel that LRAPA is supportive of your business's efforts to comply with air quality regulations?

Answered: 0 Skipped: 2

 No matching responses.

ANSWER CHOICES	RESPONSES
Yes	0.00% 0
No	0.00% 0
Unsure	0.00% 0
TOTAL	0

Q28 How effective is LRAPA in addressing the air quality concerns and interests of your constituents?

Answered: 0 Skipped: 2

 No matching responses.

ANSWER CHOICES	RESPONSES
Very effective	0.00% 0
Effective	0.00% 0
Neutral	0.00% 0
Ineffective	0.00% 0
Very ineffective	0.00% 0
TOTAL	0

Q29 Do you feel that LRAPA is transparent and accountable to the public and elected officials?

Answered: 0 Skipped: 2

 No matching responses.

ANSWER CHOICES	RESPONSES
Yes	0.00% 0
No	0.00% 0
Unsure	0.00% 0
TOTAL	0

Q30 How well do you think LRAPA collaborates with other government agencies and stakeholders on air quality issues?

Answered: 0 Skipped: 2

 No matching responses.

ANSWER CHOICES	RESPONSES
Very well	0.00% 0
Well	0.00% 0
Neutral	0.00% 0
Poorly	0.00% 0
Very poorly	0.00% 0
TOTAL	0

Q31 Do you believe that LRAPA effectively communicates its goals, initiatives, and progress to elected officials?

Answered: 0 Skipped: 2

 No matching responses.

ANSWER CHOICES	RESPONSES
Yes	0.00% 0
No	0.00% 0
Unsure	0.00% 0
TOTAL	0

Q32 How well do you feel LRAPA addresses air quality concerns in your jurisdiction?

Answered: 0 Skipped: 2

 No matching responses.

ANSWER CHOICES	RESPONSES
Very well	0.00% 0
Well	0.00% 0
Neutral	0.00% 0
Poorly	0.00% 0
Very poorly	0.00% 0
TOTAL	0

Q33 Do you feel that LRAPA is responsive to the needs and concerns of your constituents?

Answered: 0 Skipped: 2

 No matching responses.

ANSWER CHOICES	RESPONSES
Yes	0.00% 0
No	0.00% 0
Unsure	0.00% 0
TOTAL	0

Q34 How satisfied are you with LRAPA's handling of legal and regulatory matters in which you have been involved?

Answered: 0 Skipped: 2

 No matching responses.

ANSWER CHOICES	RESPONSES
Very satisfied	0.00% 0
Satisfied	0.00% 0
Neutral	0.00% 0
Unsatisfied	0.00% 0
Very unsatisfied	0.00% 0
TOTAL	0

Q35 Do you feel that LRAPA's legal and regulatory decisions are fair and equitable?

Answered: 0 Skipped: 2

 No matching responses.

ANSWER CHOICES	RESPONSES
Yes	0.00% 0
No	0.00% 0
Unsure	0.00% 0
TOTAL	0

Q36 How well do you think LRAPA communicates and collaborates with attorneys and consultants in addressing legal and regulatory issues?

Answered: 0 Skipped: 2

 No matching responses.

ANSWER CHOICES	RESPONSES
Very well	0.00% 0
Well	0.00% 0
Neutral	0.00% 0
Poorly	0.00% 0
Very poorly	0.00% 0
TOTAL	0

Q37 How would you rate LRAPA's timeliness in resolving legal and regulatory matters in which you have been involved?

Answered: 0 Skipped: 2

 No matching responses.

ANSWER CHOICES	RESPONSES
Very timely	0.00% 0
Timely	0.00% 0
Neutral	0.00% 0
Untimely	0.00% 0
Very untimely	0.00% 0
TOTAL	0

Q38 Do you feel that LRAPA provides adequate resources and support to attorneys and consultants working on air quality matters?

Answered: 0 Skipped: 2

 No matching responses.

ANSWER CHOICES	RESPONSES
Yes	0.00% 0
No	0.00% 0
Unsure	0.00% 0
TOTAL	0

Q39 How well do you feel LRAPA effectively addresses legal and regulatory matters related to air quality?

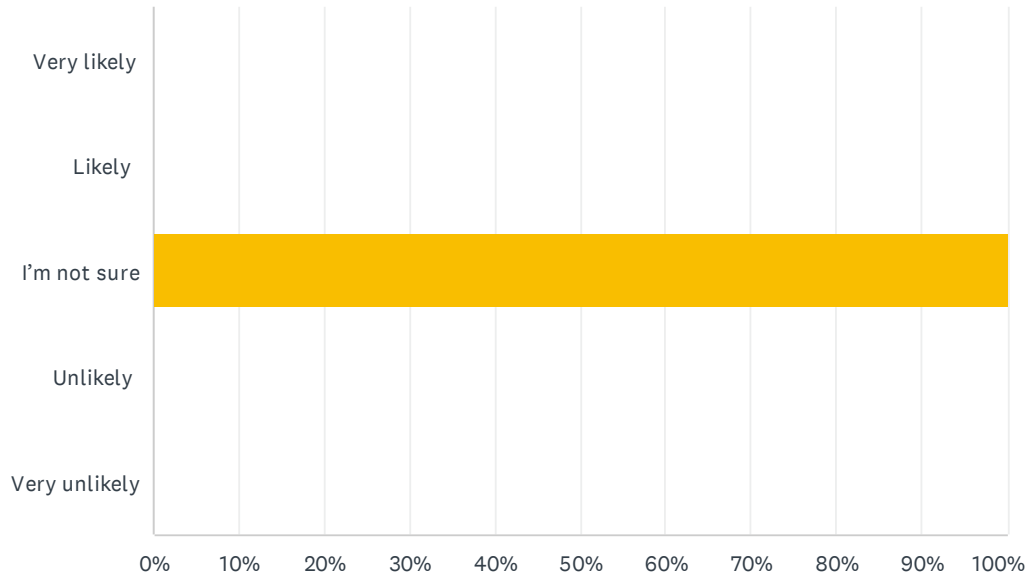
Answered: 0 Skipped: 2

 No matching responses.

ANSWER CHOICES	RESPONSES
Very well	0.00% 0
Well	0.00% 0
Neutral	0.00% 0
Poorly	0.00% 0
Very poorly	0.00% 0
TOTAL	0

Q40 How likely are you to participate in a public meeting on an industrial facility in Lane County?

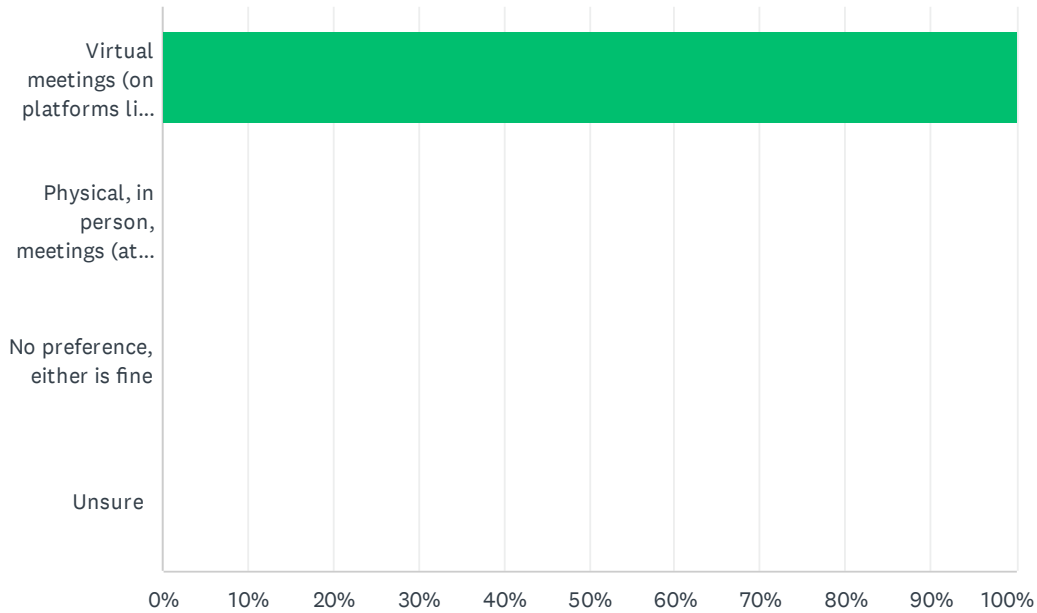
Answered: 1 Skipped: 1



ANSWER CHOICES	RESPONSES
Very likely	0.00% 0
Likely	0.00% 0
I'm not sure	100.00% 1
Unlikely	0.00% 0
Very unlikely	0.00% 0
TOTAL	1

Q41 Which public meeting format is most convenient for you to participate in?

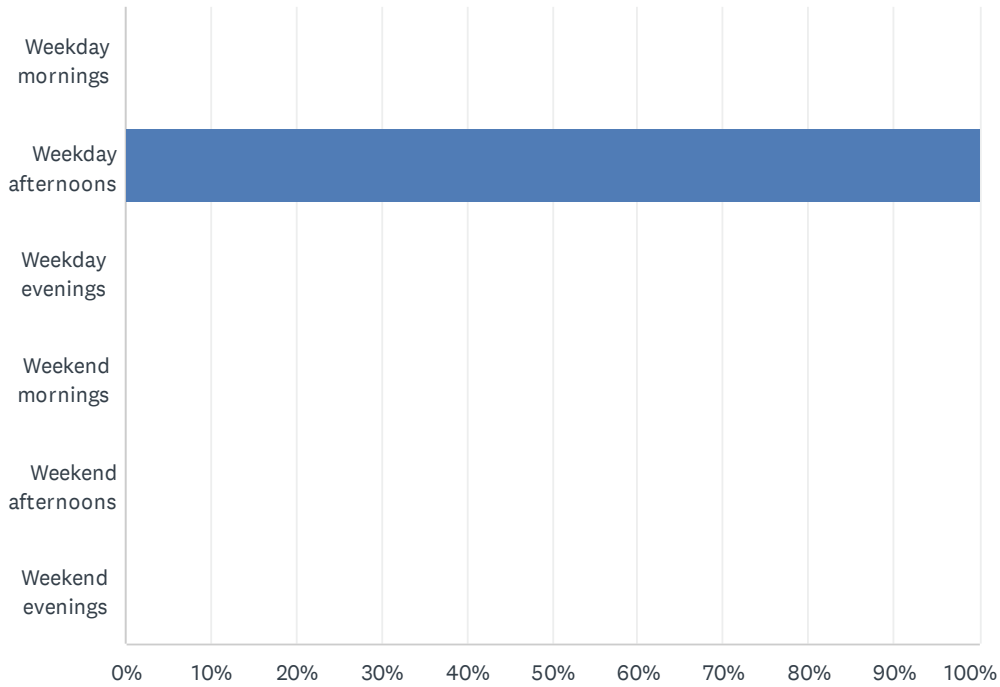
Answered: 1 Skipped: 1



ANSWER CHOICES	RESPONSES	
Virtual meetings (on platforms like Zoom or Microsoft Teams)	100.00%	1
Physical, in person, meetings (at locations such as a public library)	0.00%	0
No preference, either is fine	0.00%	0
Unsure	0.00%	0
TOTAL		1

Q42 When would a public meeting be generally most convenient for you?

Answered: 1 Skipped: 1



ANSWER CHOICES	RESPONSES
Weekday mornings	0.00% 0
Weekday afternoons	100.00% 1
Weekday evenings	0.00% 0
Weekend mornings	0.00% 0
Weekend afternoons	0.00% 0
Weekend evenings	0.00% 0
TOTAL	1

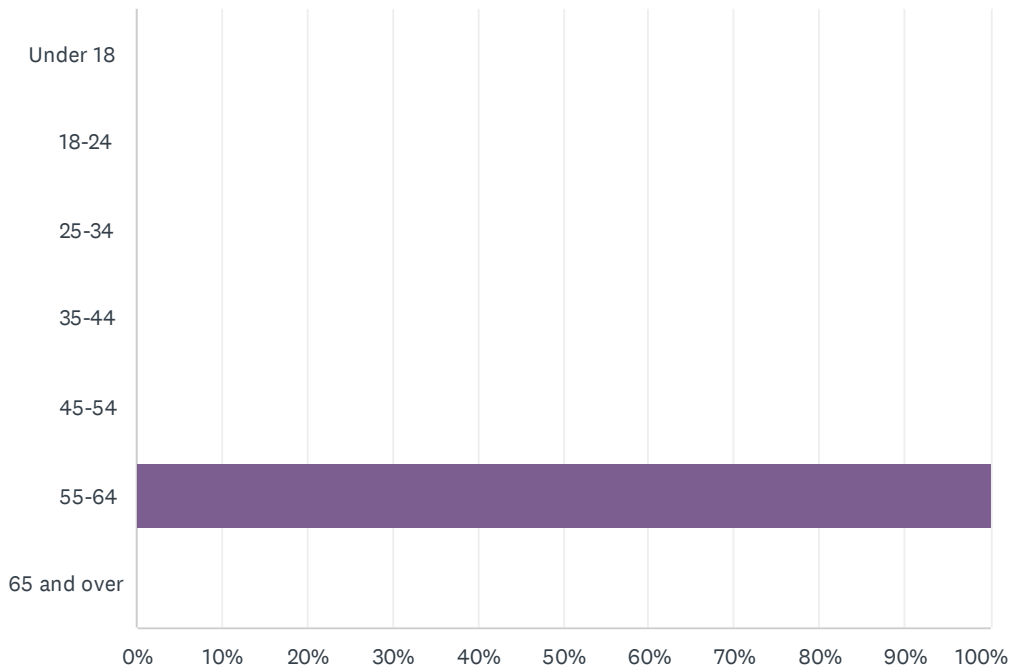
Q43 Do you have any additional comments or suggestions for LRAPA?

Answered: 1 Skipped: 1

#	RESPONSES	DATE
1	Not at this time.	9/30/2024 10:17 AM

Q44 What is your age?

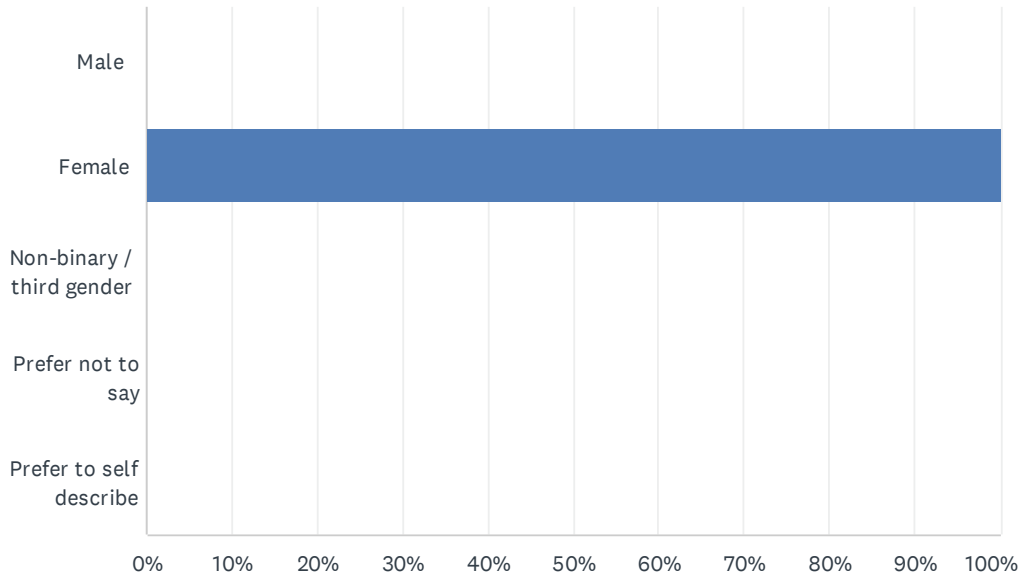
Answered: 1 Skipped: 1



ANSWER CHOICES	RESPONSES	
Under 18	0.00%	0
18-24	0.00%	0
25-34	0.00%	0
35-44	0.00%	0
45-54	0.00%	0
55-64	100.00%	1
65 and over	0.00%	0
TOTAL		1

Q45 What is your gender?

Answered: 1 Skipped: 1



ANSWER CHOICES	RESPONSES
Male	0.00% 0
Female	100.00% 1
Non-binary / third gender	0.00% 0
Prefer not to say	0.00% 0
Prefer to self describe	0.00% 0
TOTAL	1

#	PREFER TO SELF DESCRIBE	DATE
	There are no responses.	

Q46 What is your race/ethnicity? (Select all that apply)

Answered: 0 Skipped: 2

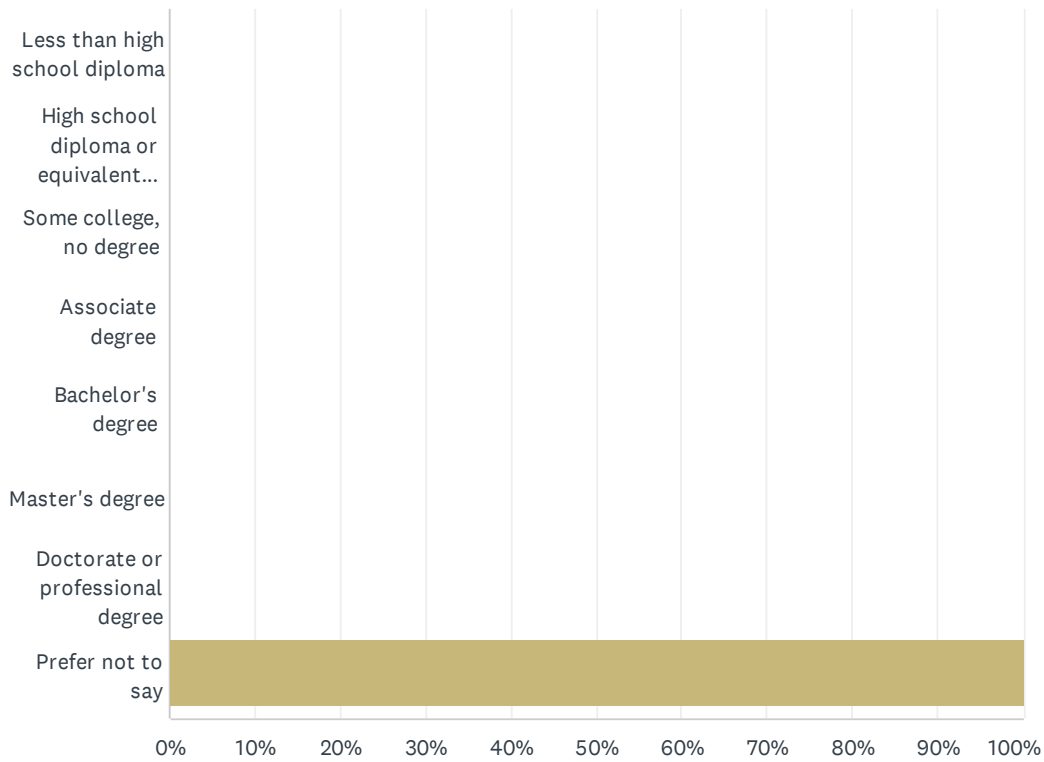
 No matching responses.

ANSWER CHOICES	RESPONSES	
American Indian or Alaska Native	0.00%	0
Asian	0.00%	0
Black or African American	0.00%	0
Hispanic or Latino	0.00%	0
Native Hawaiian or Other Pacific Islander	0.00%	0
White	0.00%	0
Prefer not to say	0.00%	0
Other (please specify)	0.00%	0
TOTAL		0

#	OTHER (PLEASE SPECIFY)	DATE
	There are no responses.	

Q47 What is your highest level of education completed?

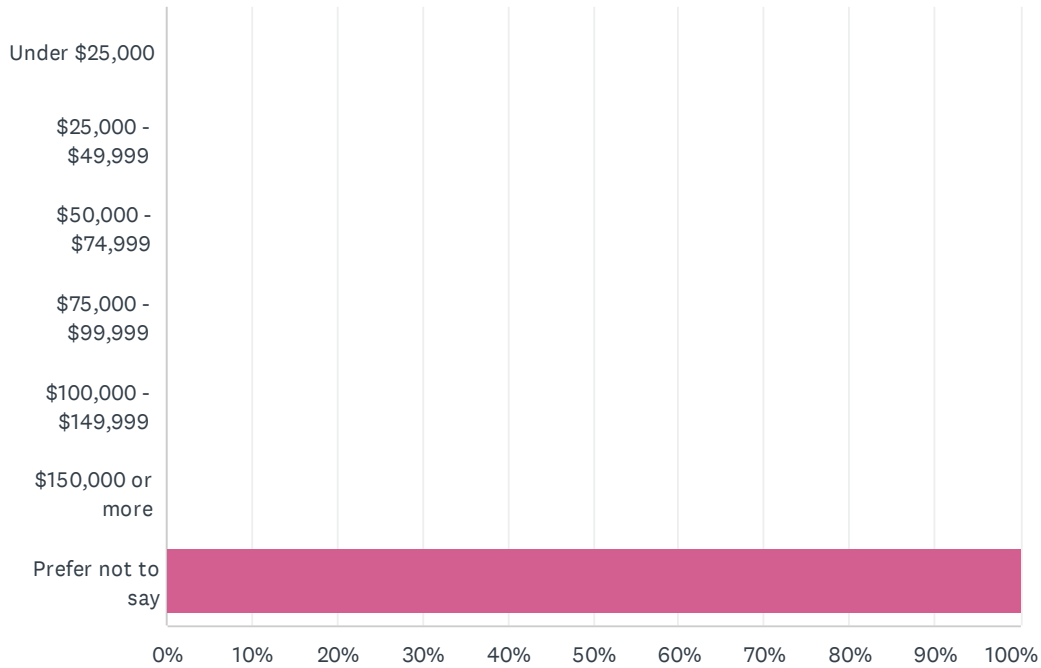
Answered: 1 Skipped: 1



ANSWER CHOICES	RESPONSES	
Less than high school diploma	0.00%	0
High school diploma or equivalent (e.g., GED)	0.00%	0
Some college, no degree	0.00%	0
Associate degree	0.00%	0
Bachelor's degree	0.00%	0
Master's degree	0.00%	0
Doctorate or professional degree	0.00%	0
Prefer not to say	100.00%	1
TOTAL		1

Q48 What is your household income?

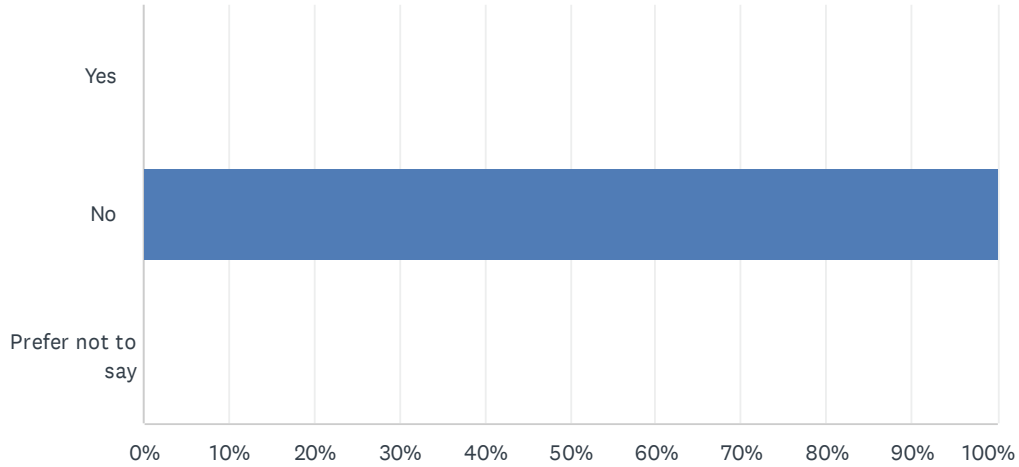
Answered: 1 Skipped: 1



ANSWER CHOICES	RESPONSES	
Under \$25,000	0.00%	0
\$25,000 - \$49,999	0.00%	0
\$50,000 - \$74,999	0.00%	0
\$75,000 - \$99,999	0.00%	0
\$100,000 - \$149,999	0.00%	0
\$150,000 or more	0.00%	0
Prefer not to say	100.00%	1
TOTAL		1

Q49 Do you have any children under the age of 18 living in your household?

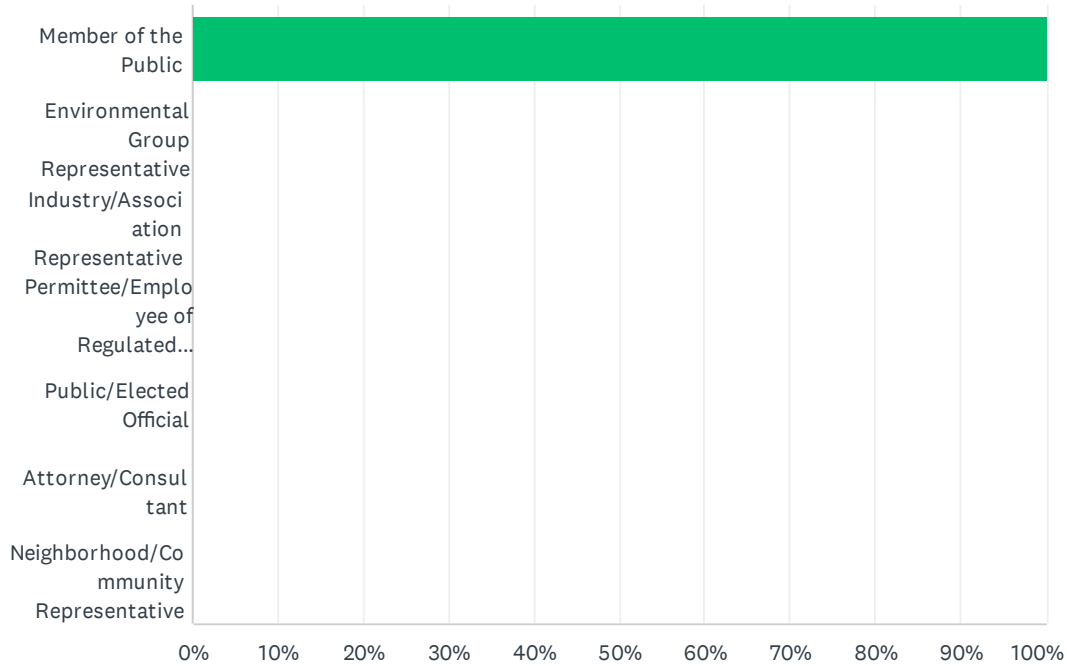
Answered: 1 Skipped: 1



ANSWER CHOICES	RESPONSES	
Yes	0.00%	0
No	100.00%	1
Prefer not to say	0.00%	0
TOTAL		1

Q1 Please Identify yourself (choose 1):


Answered: 9 Skipped: 0



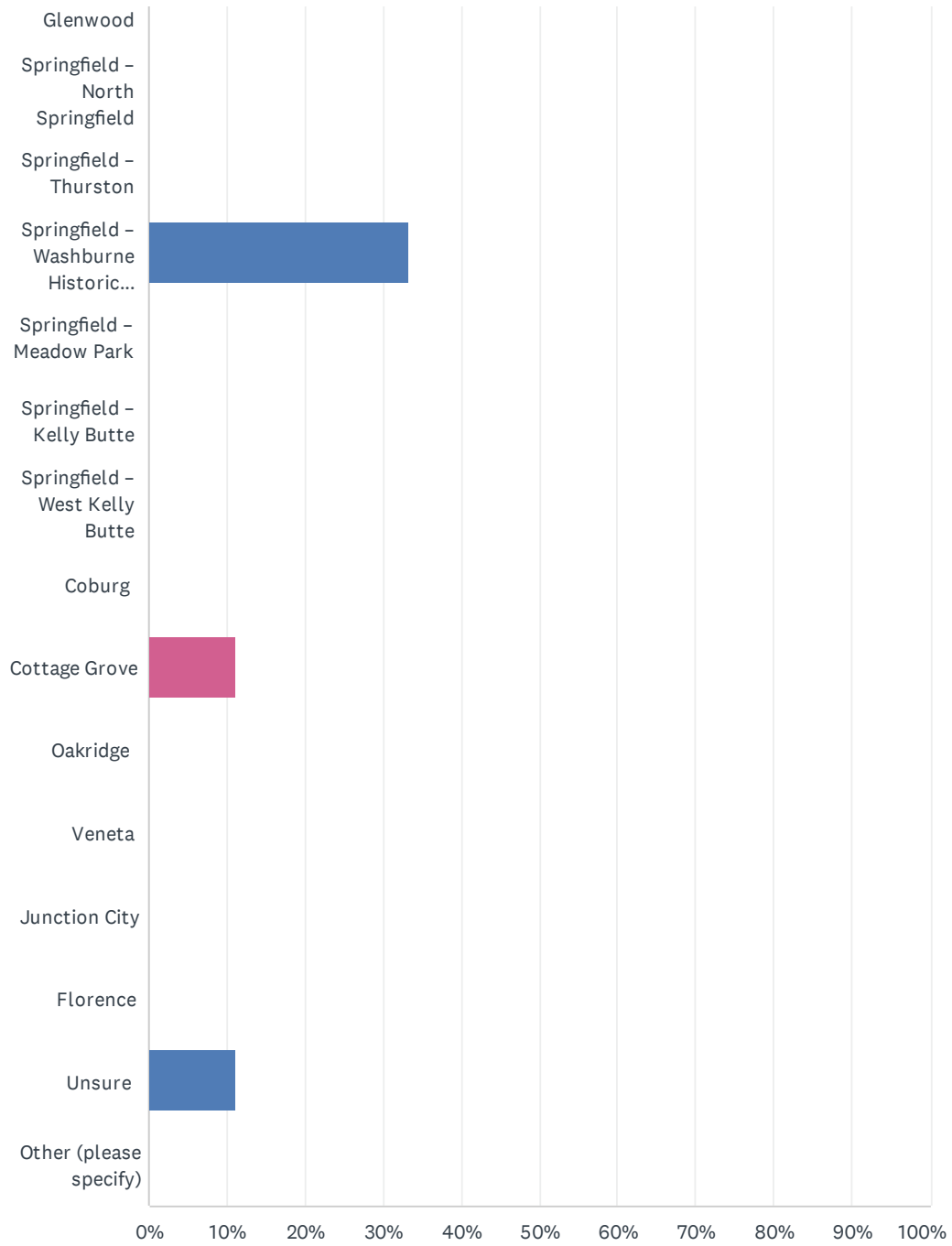
ANSWER CHOICES	RESPONSES	
Member of the Public	100.00%	9
Environmental Group Representative	0.00%	0
Industry/Association Representative	0.00%	0
Permittee/Employee of Regulated Company	0.00%	0
Public/Elected Official	0.00%	0
Attorney/Consultant	0.00%	0
Neighborhood/Community Representative	0.00%	0
TOTAL		9

Q2 What area of Lane County do you live in?

Answered: 9 Skipped: 0



LRAPA's ongoing satisfaction & feedback Survey



LRAPA's ongoing satisfaction & feedback Survey

ANSWER CHOICES	RESPONSES	
Eugene – Bethel-Danebo	11.11%	1
Eugene – Churchhill	0.00%	0
Eugene – College Hill	0.00%	0
Eugene – Downtown Eugene	0.00%	0
Eugene – Fairmount	0.00%	0
Eugene – Ferry Street Bridge	0.00%	0
Eugene – Friendly Area	0.00%	0
Eugene – Gilham	0.00%	0
Eugene – Laurel Hill Valley	0.00%	0
Eugene – River Road	11.11%	1
Eugene – Santa Clara	0.00%	0
Eugene – South Hills	0.00%	0
Eugene – Southeast Eugene	0.00%	0
Eugene – Southwest Eugene	0.00%	0
Eugene - Trainsong	0.00%	0
Eugene – University	11.11%	1
Eugene – Whiteaker	11.11%	1
Springfield – Gateway	0.00%	0
Springfield – Glenwood	0.00%	0
Springfield – North Springfield	0.00%	0
Springfield – Thurston	0.00%	0
Springfield – Washburne Historic District	33.33%	3
Springfield – Meadow Park	0.00%	0
Springfield – Kelly Butte	0.00%	0
Springfield – West Kelly Butte	0.00%	0
Coburg	0.00%	0
Cottage Grove	11.11%	1
Oakridge	0.00%	0
Veneta	0.00%	0
Junction City	0.00%	0
Florence	0.00%	0
Unsure	11.11%	1

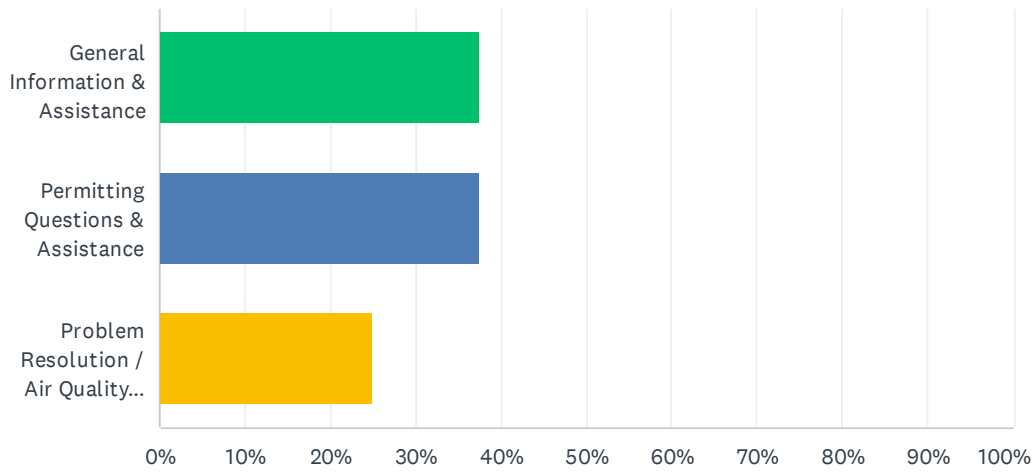
LRAPA's ongoing satisfaction & feedback Survey

Other (please specify)	0.00%	0
TOTAL		9

#	OTHER (PLEASE SPECIFY)	DATE
	There are no responses.	

Q3 What is the nature of your contact with LRAPA?

Answered: 8 Skipped: 1

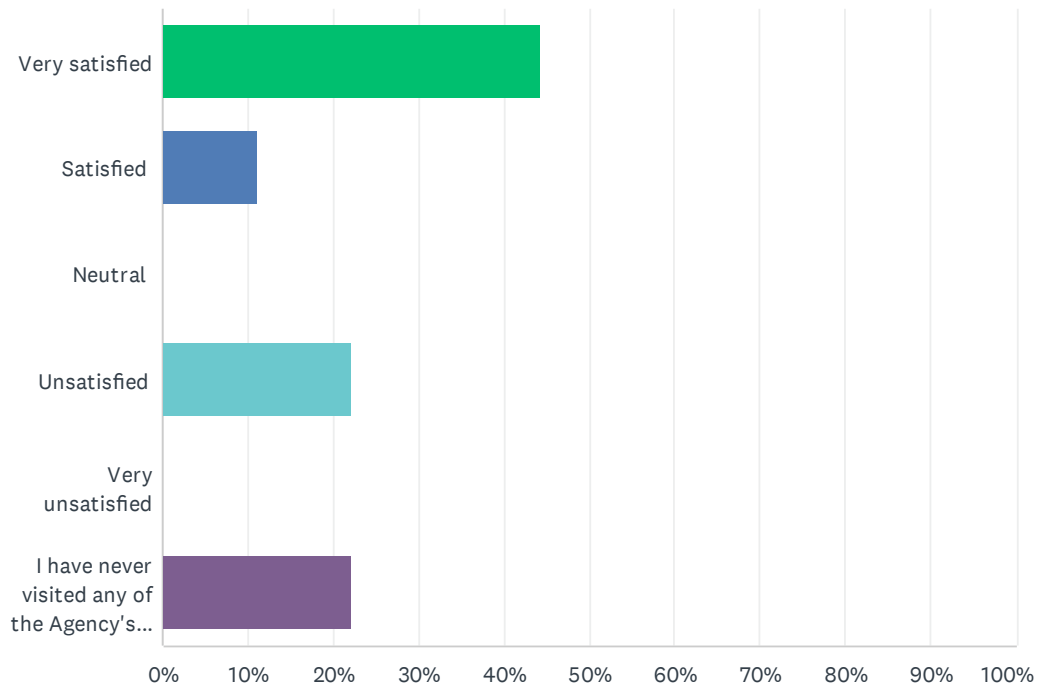


ANSWER CHOICES	RESPONSES
General Information & Assistance	37.50% 3
Permitting Questions & Assistance	37.50% 3
Problem Resolution / Air Quality Complaints	25.00% 2
TOTAL	8

#	OTHER (PLEASE SPECIFY)	DATE
1	Wanted to know where Pleasant Hill falls and I don't see a map anywhere on the website. Is PH Eugene UGB or other places in Lane County???	2/27/2024 1:55 PM
2	who can i make a complain against whn people burn soggy ass wood. clear lake road & barker rd, spires rd.	2/18/2024 12:45 PM

Q4 How satisfied are you with the Agency's facilities, including your ability to access the agency's office location, agency signs, and cleanliness?

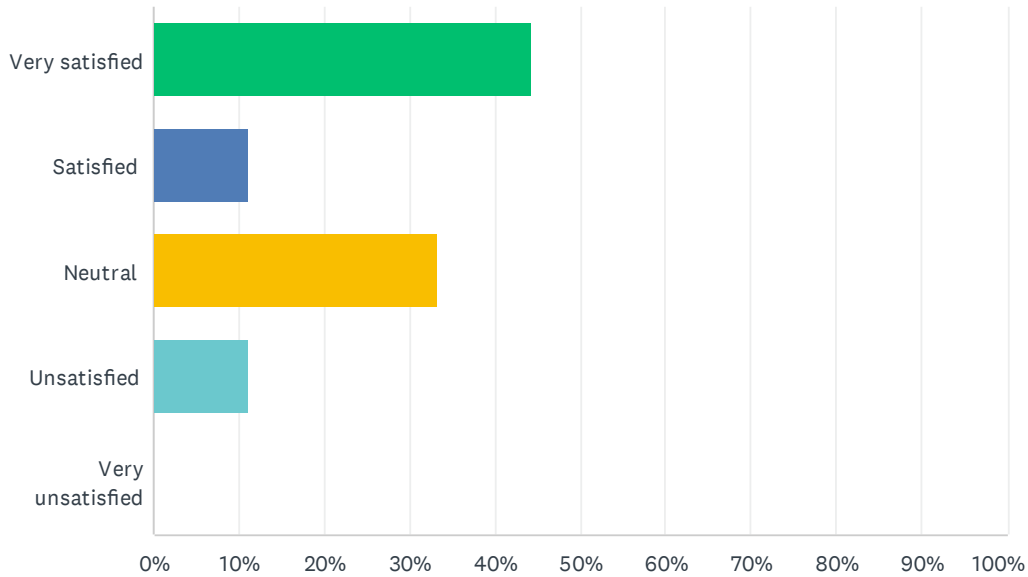
Answered: 9 Skipped: 0



ANSWER CHOICES	RESPONSES	
Very satisfied	44.44%	4
Satisfied	11.11%	1
Neutral	0.00%	0
Unsatisfied	22.22%	2
Very unsatisfied	0.00%	0
I have never visited any of the Agency's facilities.	22.22%	2
TOTAL		9

Q5 How satisfied are you with Agency Staff, including employee courtesy, friendliness, and knowledgeability?

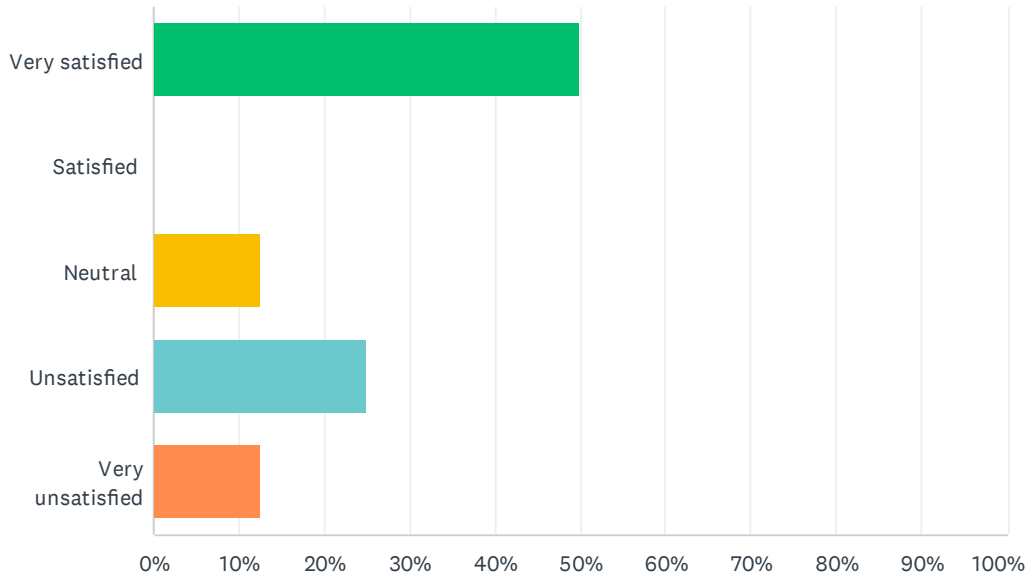
Answered: 9 Skipped: 0



ANSWER CHOICES	RESPONSES	
Very satisfied	44.44%	4
Satisfied	11.11%	1
Neutral	33.33%	3
Unsatisfied	11.11%	1
Very unsatisfied	0.00%	0
TOTAL		9

Q6 How satisfied are you with the Agency's response time to your inquiries or concerns?

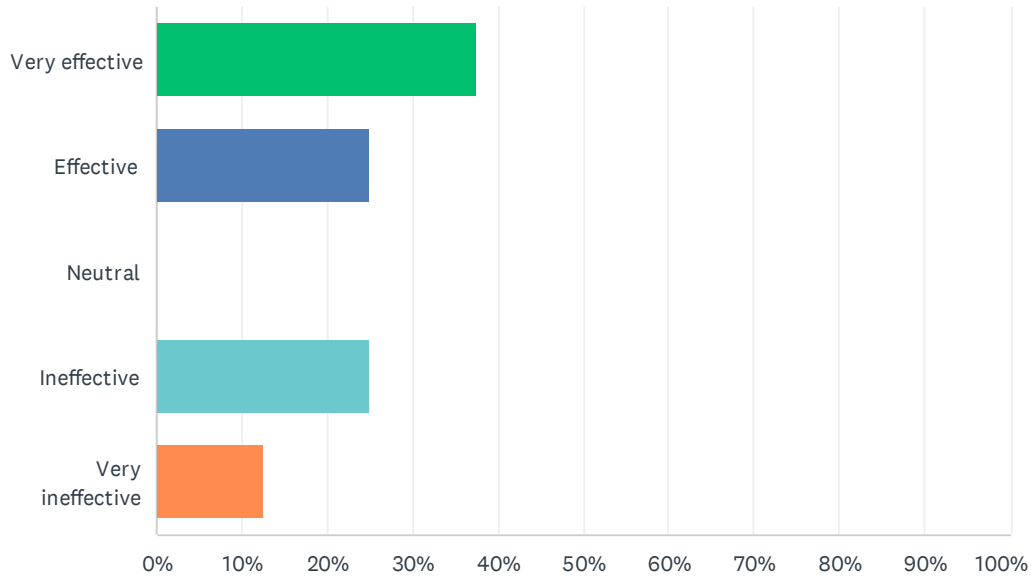
Answered: 8 Skipped: 1



ANSWER CHOICES	RESPONSES
Very satisfied	50.00% 4
Satisfied	0.00% 0
Neutral	12.50% 1
Unsatisfied	25.00% 2
Very unsatisfied	12.50% 1
TOTAL	8

Q7 How would you rate the effectiveness of LRAPA's communication, including website, public notices, and social media?

Answered: 8 Skipped: 1



ANSWER CHOICES	RESPONSES	
Very effective	37.50%	3
Effective	25.00%	2
Neutral	0.00%	0
Ineffective	25.00%	2
Very ineffective	12.50%	1
TOTAL		8

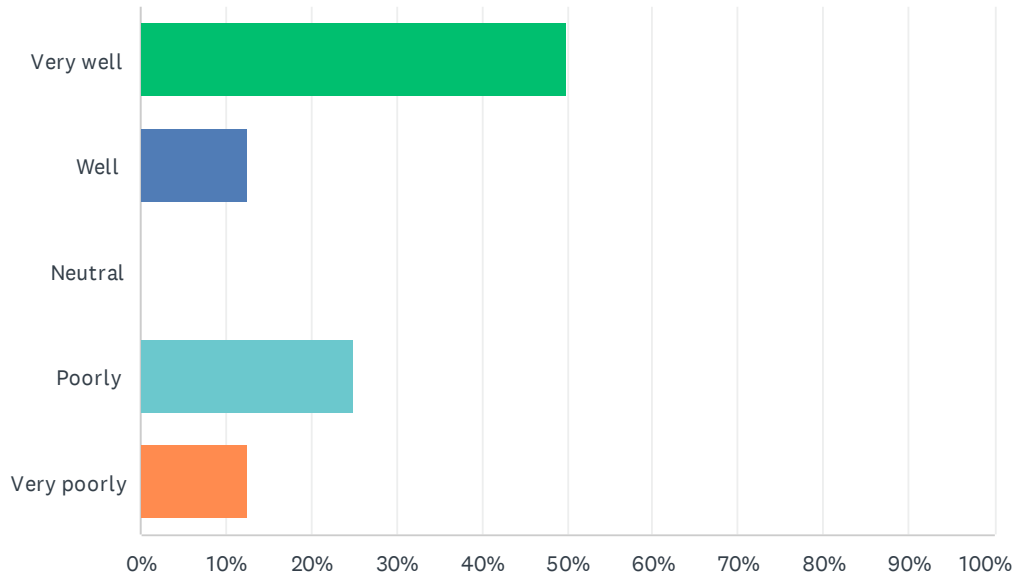
Q8 What improvements or additional services would you like to see from LRAPA in the future?

Answered: 5 Skipped: 4

#	RESPONSES	DATE
1	I have no suggestions at this time.	10/1/2024 6:45 AM
2	Air quality requirements are not applied equally across all industries, or equally within the same industry.	9/30/2024 5:17 PM
3	A map of Lane county and where each city falls	2/27/2024 1:55 PM
4	City of Cottage Grove, inside city limits, burning outside of permitted times. We cannot even use our backyard due to all the smoke from one neighbor.	2/24/2024 5:35 PM
5	Im taking a survey just to convey that my neighbors are burning put of turn. its hard for me to breath. make them stop. no reporting of the larpa line, no other phone numbers. this business doesnt seen accessable	2/18/2024 12:45 PM

Q9 How well do you feel LRAPA serves your community in terms of air quality management?

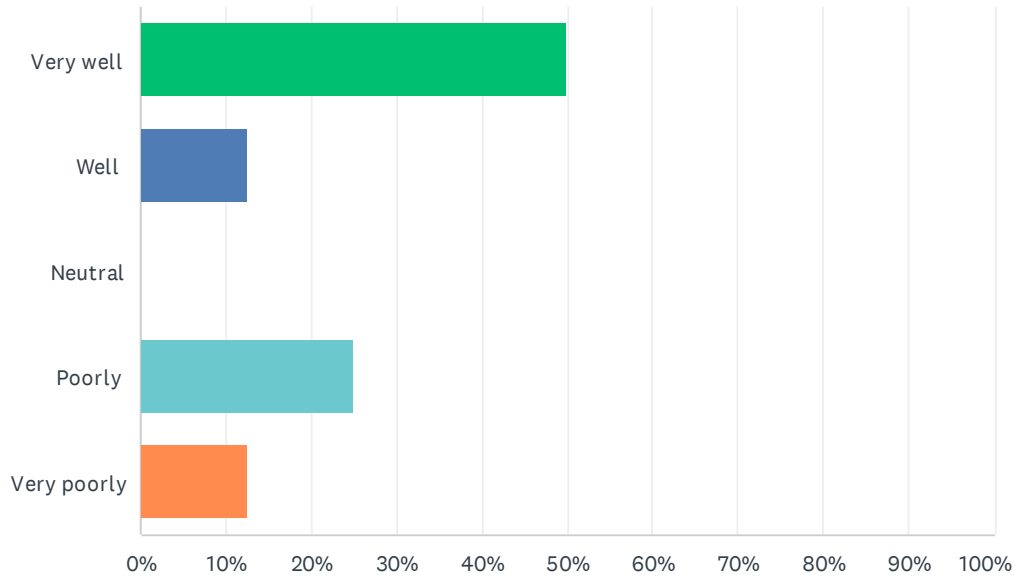
Answered: 8 Skipped: 1



ANSWER CHOICES	RESPONSES	
Very well	50.00%	4
Well	12.50%	1
Neutral	0.00%	0
Poorly	25.00%	2
Very poorly	12.50%	1
TOTAL		8

Q10 How well do you feel LRAPA serves your community in terms of air quality management?

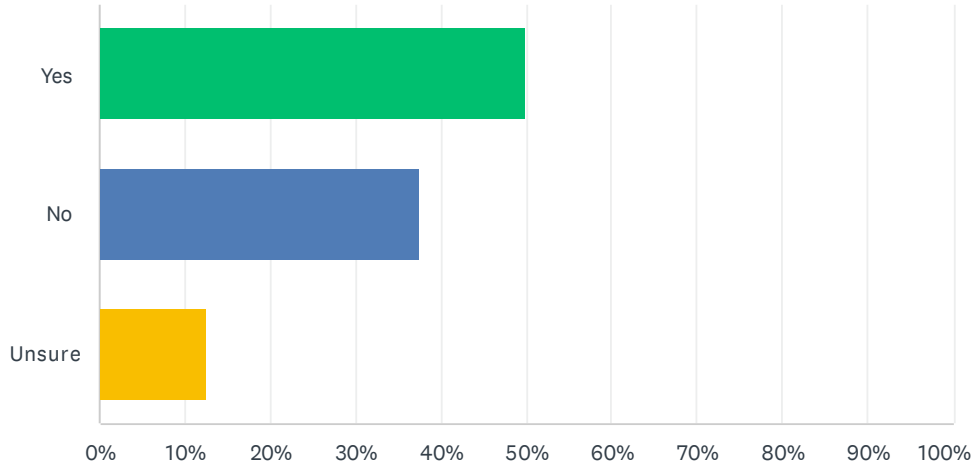
Answered: 8 Skipped: 1



ANSWER CHOICES	RESPONSES	
Very well	50.00%	4
Well	12.50%	1
Neutral	0.00%	0
Poorly	25.00%	2
Very poorly	12.50%	1
TOTAL		8

Q11 Do you feel that LRAPA provides enough opportunities for public input on air quality issues?

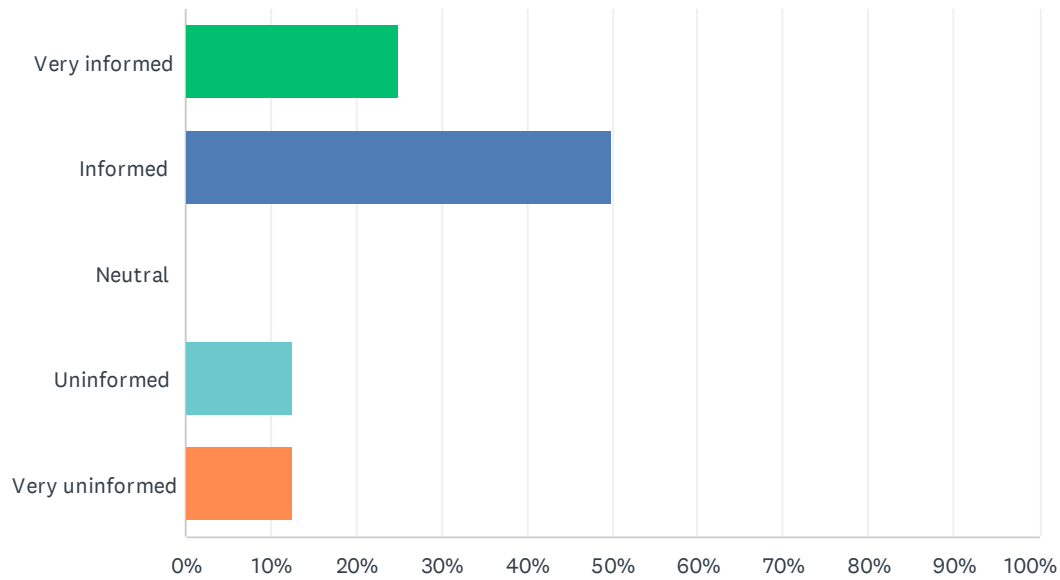
Answered: 8 Skipped: 1



ANSWER CHOICES	RESPONSES	
Yes	50.00%	4
No	37.50%	3
Unsure	12.50%	1
TOTAL		8

Q12 How informed do you feel about the air quality in your community?

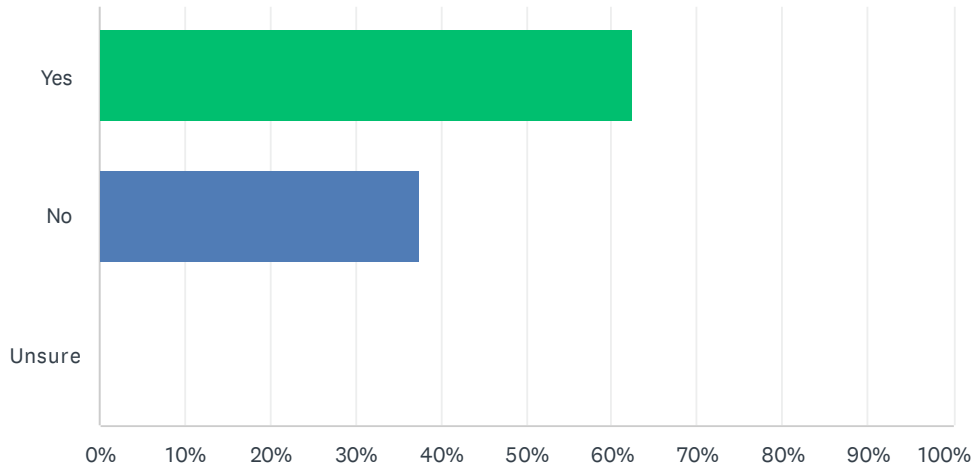
Answered: 8 Skipped: 1



ANSWER CHOICES	RESPONSES	
Very informed	25.00%	2
Informed	50.00%	4
Neutral	0.00%	0
Uninformed	12.50%	1
Very uninformed	12.50%	1
TOTAL		8

Q13 Do you feel that LRAPA effectively addresses air quality concerns in your community?

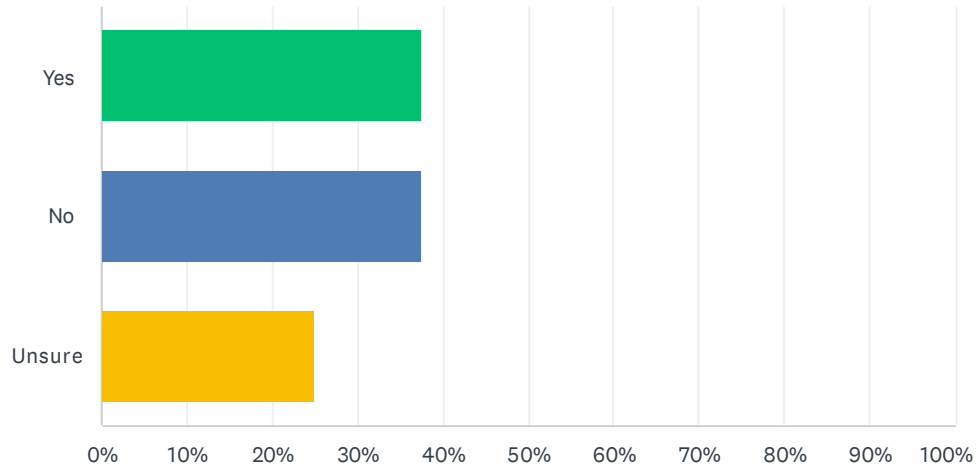
Answered: 8 Skipped: 1



ANSWER CHOICES	RESPONSES
Yes	62.50% 5
No	37.50% 3
Unsure	0.00% 0
TOTAL	8

Q14 Are you aware of any LRAPA programs or initiatives that have directly impacted your community?

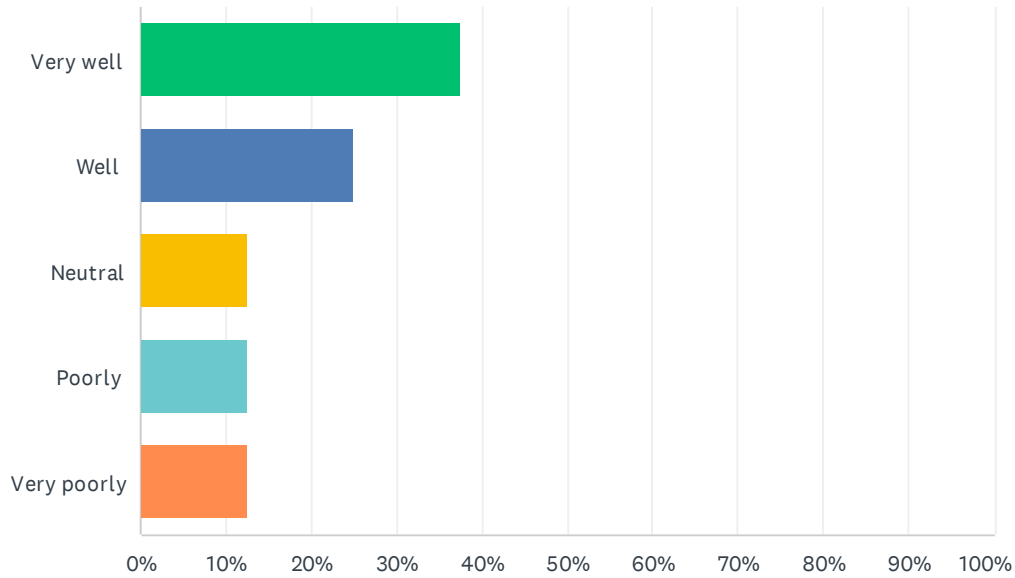
Answered: 8 Skipped: 1



ANSWER CHOICES	RESPONSES	
Yes	37.50%	3
No	37.50%	3
Unsure	25.00%	2
TOTAL		8

Q15 How well do you feel LRAPA protects and improves air quality?

Answered: 8 Skipped: 1



ANSWER CHOICES	RESPONSES	
Very well	37.50%	3
Well	25.00%	2
Neutral	12.50%	1
Poorly	12.50%	1
Very poorly	12.50%	1
TOTAL		8

Q16 How effective is LRAPA in addressing the concerns and interests of your organization or community?

Answered: 0 Skipped: 9

 No matching responses.

ANSWER CHOICES	RESPONSES
Very effective	0.00% 0
Effective	0.00% 0
Neutral	0.00% 0
Ineffective	0.00% 0
Very ineffective	0.00% 0
TOTAL	0

Q17 Do you feel that LRAPA provides enough opportunities for your organization or community to engage in air quality issues?

Answered: 0 Skipped: 9

 No matching responses.

ANSWER CHOICES	RESPONSES
Yes	0.00% 0
No	0.00% 0
Unsure	0.00% 0
TOTAL	0

Q18 How well do you think LRAPA collaborates with your organization or community on air quality initiatives?

Answered: 0 Skipped: 9

 No matching responses.

ANSWER CHOICES	RESPONSES
Very well	0.00% 0
Well	0.00% 0
Neutral	0.00% 0
Poorly	0.00% 0
Very poorly	0.00% 0
TOTAL	0

Q19 Are you satisfied with the level of transparency in LRAPA's decision-making process?

Answered: 0 Skipped: 9

 No matching responses.

ANSWER CHOICES	RESPONSES
Very satisfied	0.00% 0
Satisfied	0.00% 0
Neutral	0.00% 0
Unsatisfied	0.00% 0
Very unsatisfied	0.00% 0
TOTAL	0

Q20 Has your organization or community seen positive results from LRAPA's programs or initiatives?

Answered: 0 Skipped: 9

 No matching responses.

ANSWER CHOICES	RESPONSES
Yes	0.00% 0
No	0.00% 0
Unsure	0.00% 0
TOTAL	0

Q21 How well does LRAPA address your organization or community's air quality concerns?

Answered: 0 Skipped: 9

 No matching responses.

ANSWER CHOICES	RESPONSES
Very well	0.00% 0
Well	0.00% 0
Neutral	0.00% 0
Poorly	0.00% 0
Very poorly	0.00% 0
TOTAL	0

Q22 How satisfied are you with LRAPA's permitting process, including application review, approval, and communication?

Answered: 0 Skipped: 9

 No matching responses.

ANSWER CHOICES	RESPONSES
Very satisfied	0.00% 0
Satisfied	0.00% 0
Neutral	0.00% 0
Unsatisfied	0.00% 0
Very unsatisfied	0.00% 0
TOTAL	0

Q23 Do you feel that LRAPA's regulations are reasonable and fairly applied to your business?

Answered: 0 Skipped: 9

 No matching responses.

ANSWER CHOICES	RESPONSES
Yes	0.00% 0
No	0.00% 0
Unsure	0.00% 0
TOTAL	0

Q24 How well do you feel LRAPA communicates regulatory changes and updates to your business?

Answered: 0 Skipped: 9

 No matching responses.

ANSWER CHOICES	RESPONSES
Very well	0.00% 0
Well	0.00% 0
Neutral	0.00% 0
Poorly	0.00% 0
Very poorly	0.00% 0
TOTAL	0

Q25 Have you experienced any issues or difficulties in your interactions with LRAPA?

Answered: 0 Skipped: 9

 No matching responses.

ANSWER CHOICES	RESPONSES
Yes	0.00% 0
No	0.00% 0
Unsure	0.00% 0
TOTAL	0

Q26 How well do you feel LRAPA fairly regulates and enforces air quality standards for businesses?

Answered: 0 Skipped: 9

 No matching responses.

ANSWER CHOICES	RESPONSES
Very well	0.00% 0
Well	0.00% 0
Neutral	0.00% 0
Poorly	0.00% 0
Very poorly	0.00% 0
TOTAL	0

Q27 Do you feel that LRAPA is supportive of your business's efforts to comply with air quality regulations?

Answered: 0 Skipped: 9

 No matching responses.

ANSWER CHOICES	RESPONSES	
Yes	0.00%	0
No	0.00%	0
Unsure	0.00%	0
TOTAL		0

Q28 How effective is LRAPA in addressing the air quality concerns and interests of your constituents?

Answered: 0 Skipped: 9

 No matching responses.

ANSWER CHOICES	RESPONSES
Very effective	0.00% 0
Effective	0.00% 0
Neutral	0.00% 0
Ineffective	0.00% 0
Very ineffective	0.00% 0
TOTAL	0

Q29 Do you feel that LRAPA is transparent and accountable to the public and elected officials?

Answered: 0 Skipped: 9

 No matching responses.

ANSWER CHOICES	RESPONSES
Yes	0.00% 0
No	0.00% 0
Unsure	0.00% 0
TOTAL	0

Q30 How well do you think LRAPA collaborates with other government agencies and stakeholders on air quality issues?

Answered: 0 Skipped: 9

 No matching responses.

ANSWER CHOICES	RESPONSES
Very well	0.00% 0
Well	0.00% 0
Neutral	0.00% 0
Poorly	0.00% 0
Very poorly	0.00% 0
TOTAL	0

Q31 Do you believe that LRAPA effectively communicates its goals, initiatives, and progress to elected officials?

Answered: 0 Skipped: 9

 No matching responses.

ANSWER CHOICES	RESPONSES
Yes	0.00% 0
No	0.00% 0
Unsure	0.00% 0
TOTAL	0

Q32 How well do you feel LRAPA addresses air quality concerns in your jurisdiction?

Answered: 0 Skipped: 9

 No matching responses.

ANSWER CHOICES	RESPONSES
Very well	0.00% 0
Well	0.00% 0
Neutral	0.00% 0
Poorly	0.00% 0
Very poorly	0.00% 0
TOTAL	0

Q33 Do you feel that LRAPA is responsive to the needs and concerns of your constituents?

Answered: 0 Skipped: 9

 No matching responses.

ANSWER CHOICES	RESPONSES
Yes	0.00% 0
No	0.00% 0
Unsure	0.00% 0
TOTAL	0

Q34 How satisfied are you with LRAPA's handling of legal and regulatory matters in which you have been involved?

Answered: 0 Skipped: 9

 No matching responses.

ANSWER CHOICES	RESPONSES
Very satisfied	0.00% 0
Satisfied	0.00% 0
Neutral	0.00% 0
Unsatisfied	0.00% 0
Very unsatisfied	0.00% 0
TOTAL	0

Q35 Do you feel that LRAPA's legal and regulatory decisions are fair and equitable?

Answered: 0 Skipped: 9

 No matching responses.

ANSWER CHOICES	RESPONSES
Yes	0.00% 0
No	0.00% 0
Unsure	0.00% 0
TOTAL	0

Q36 How well do you think LRAPA communicates and collaborates with attorneys and consultants in addressing legal and regulatory issues?

Answered: 0 Skipped: 9

 No matching responses.

ANSWER CHOICES	RESPONSES
Very well	0.00% 0
Well	0.00% 0
Neutral	0.00% 0
Poorly	0.00% 0
Very poorly	0.00% 0
TOTAL	0

Q37 How would you rate LRAPA's timeliness in resolving legal and regulatory matters in which you have been involved?

Answered: 0 Skipped: 9

 No matching responses.

ANSWER CHOICES	RESPONSES
Very timely	0.00% 0
Timely	0.00% 0
Neutral	0.00% 0
Untimely	0.00% 0
Very untimely	0.00% 0
TOTAL	0

Q38 Do you feel that LRAPA provides adequate resources and support to attorneys and consultants working on air quality matters?

Answered: 0 Skipped: 9

 No matching responses.

ANSWER CHOICES	RESPONSES
Yes	0.00% 0
No	0.00% 0
Unsure	0.00% 0
TOTAL	0

Q39 How well do you feel LRAPA effectively addresses legal and regulatory matters related to air quality?

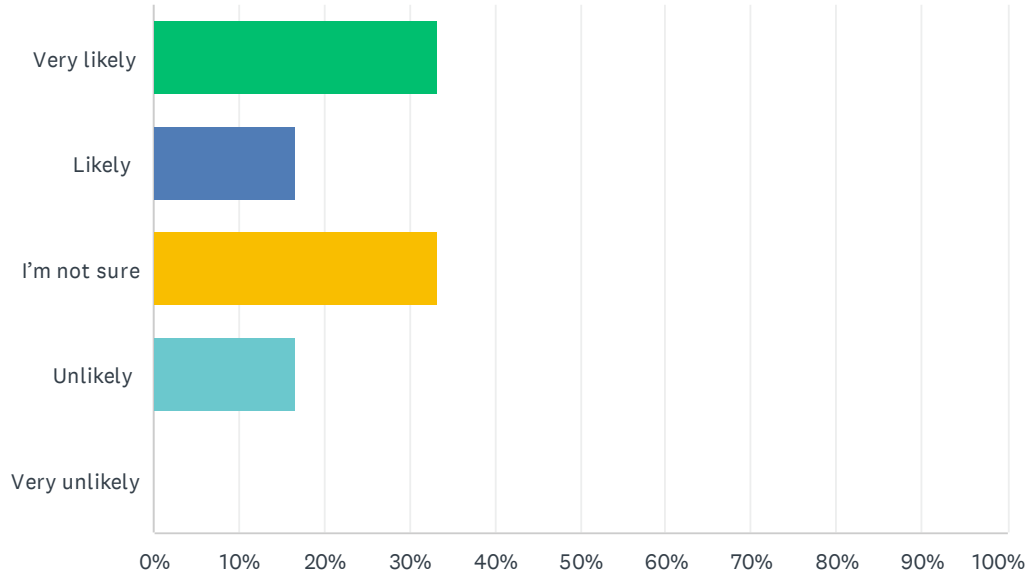
Answered: 0 Skipped: 9

 No matching responses.

ANSWER CHOICES	RESPONSES
Very well	0.00% 0
Well	0.00% 0
Neutral	0.00% 0
Poorly	0.00% 0
Very poorly	0.00% 0
TOTAL	0

Q40 How likely are you to participate in a public meeting on an industrial facility in Lane County?

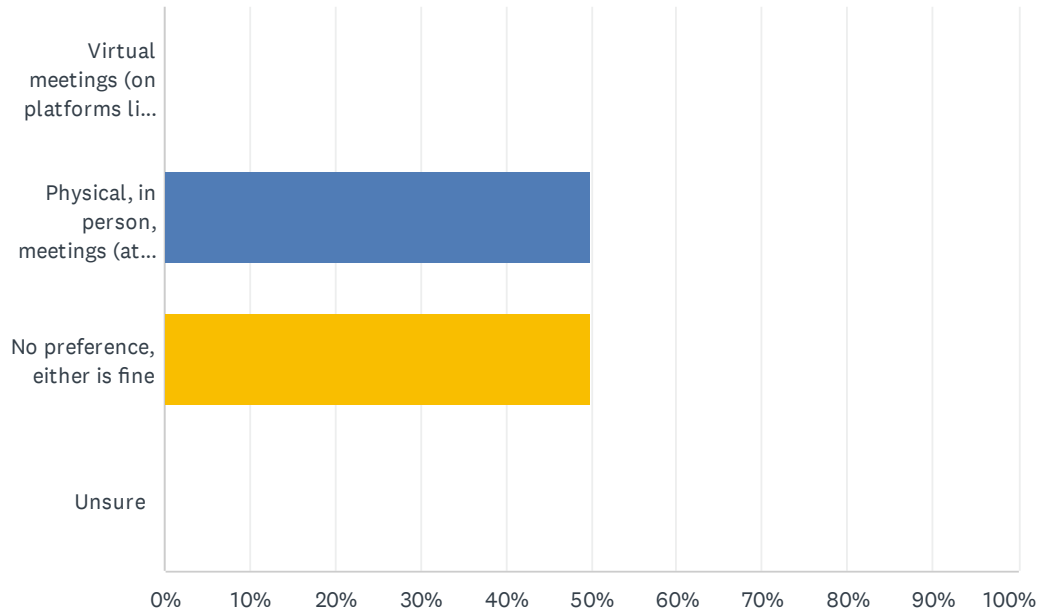
Answered: 6 Skipped: 3



ANSWER CHOICES	RESPONSES	
Very likely	33.33%	2
Likely	16.67%	1
I'm not sure	33.33%	2
Unlikely	16.67%	1
Very unlikely	0.00%	0
TOTAL		6

Q41 Which public meeting format is most convenient for you to participate in?

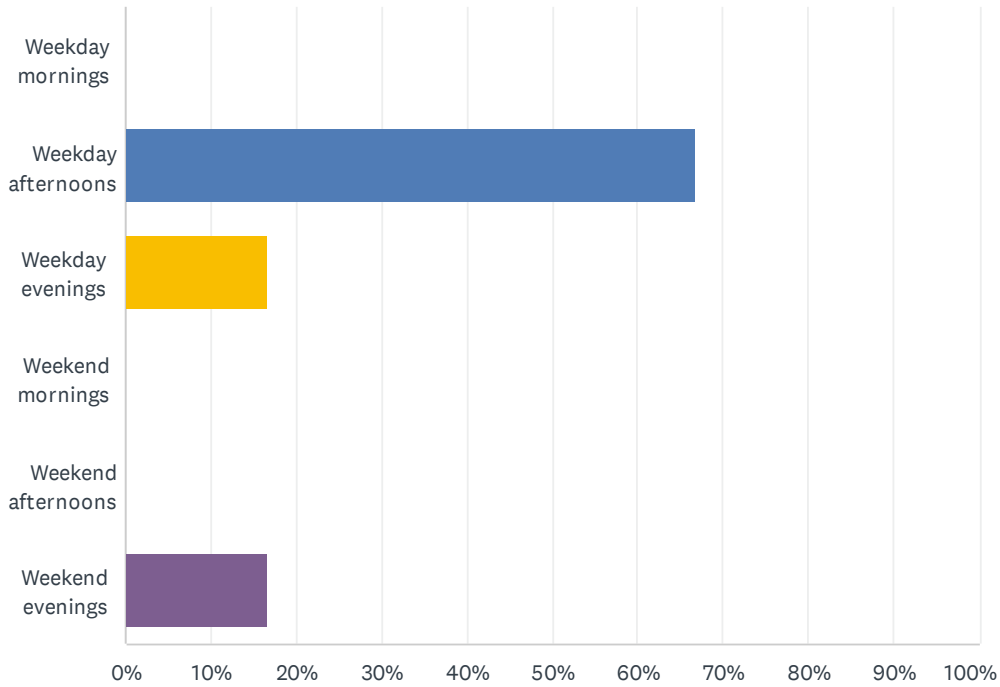
Answered: 6 Skipped: 3



ANSWER CHOICES	RESPONSES	
Virtual meetings (on platforms like Zoom or Microsoft Teams)	0.00%	0
Physical, in person, meetings (at locations such as a public library)	50.00%	3
No preference, either is fine	50.00%	3
Unsure	0.00%	0
TOTAL		6

Q42 When would a public meeting be generally most convenient for you?

Answered: 6 Skipped: 3



ANSWER CHOICES	RESPONSES
Weekday mornings	0.00% 0
Weekday afternoons	66.67% 4
Weekday evenings	16.67% 1
Weekend mornings	0.00% 0
Weekend afternoons	0.00% 0
Weekend evenings	16.67% 1
TOTAL	6

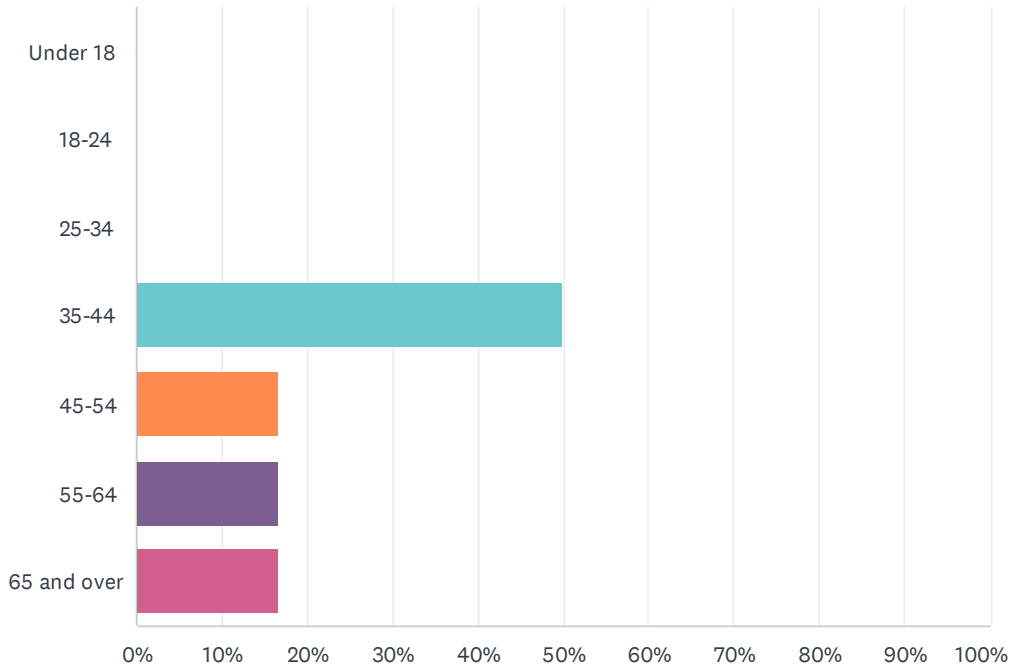
Q43 Do you have any additional comments or suggestions for LRAPA?

Answered: 2 Skipped: 7

#	RESPONSES	DATE
1	not at this time	10/1/2024 6:48 AM
2	no	2/18/2024 12:47 PM

Q44 What is your age?

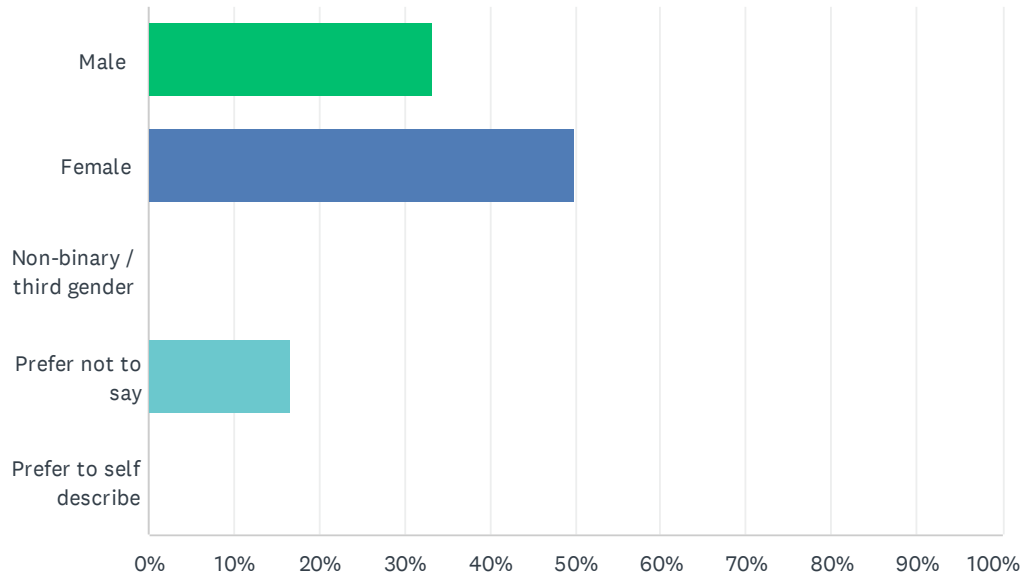
Answered: 6 Skipped: 3



ANSWER CHOICES	RESPONSES	
Under 18	0.00%	0
18-24	0.00%	0
25-34	0.00%	0
35-44	50.00%	3
45-54	16.67%	1
55-64	16.67%	1
65 and over	16.67%	1
TOTAL		6

Q45 What is your gender?

Answered: 6 Skipped: 3

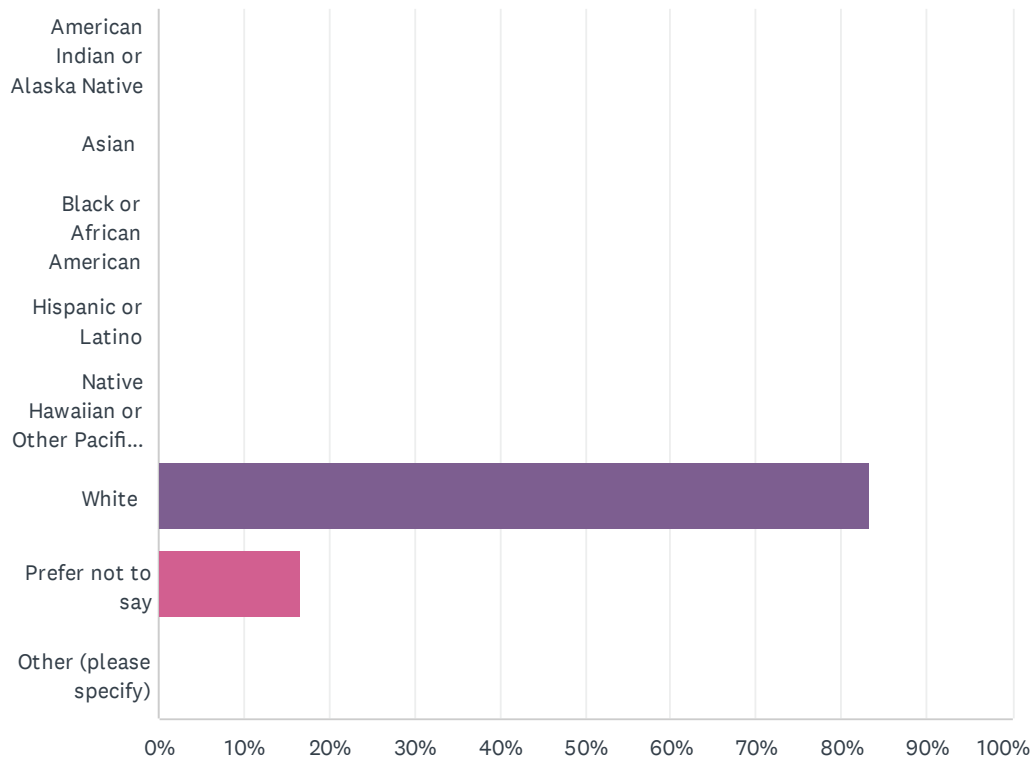


ANSWER CHOICES	RESPONSES
Male	33.33% 2
Female	50.00% 3
Non-binary / third gender	0.00% 0
Prefer not to say	16.67% 1
Prefer to self describe	0.00% 0
TOTAL	6

#	PREFER TO SELF DESCRIBE	DATE
	There are no responses.	

Q46 What is your race/ethnicity? (Select all that apply)

Answered: 6 Skipped: 3

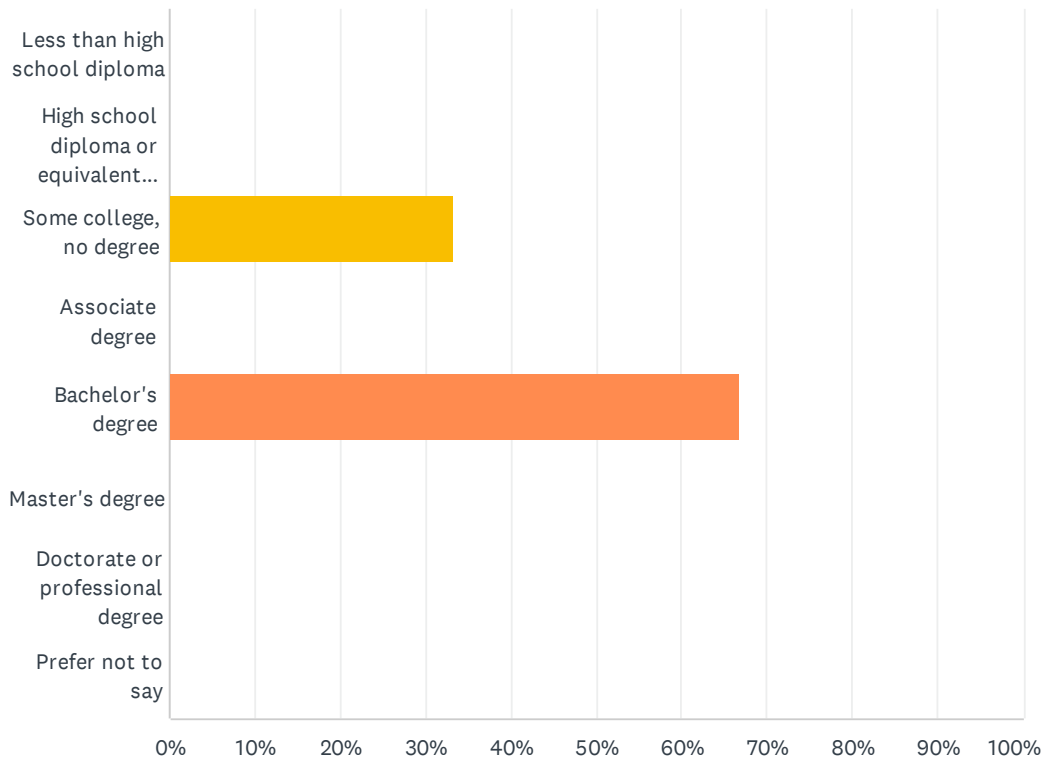


ANSWER CHOICES	RESPONSES
American Indian or Alaska Native	0.00% 0
Asian	0.00% 0
Black or African American	0.00% 0
Hispanic or Latino	0.00% 0
Native Hawaiian or Other Pacific Islander	0.00% 0
White	83.33% 5
Prefer not to say	16.67% 1
Other (please specify)	0.00% 0
TOTAL	6

#	OTHER (PLEASE SPECIFY)	DATE
	There are no responses.	

Q47 What is your highest level of education completed?

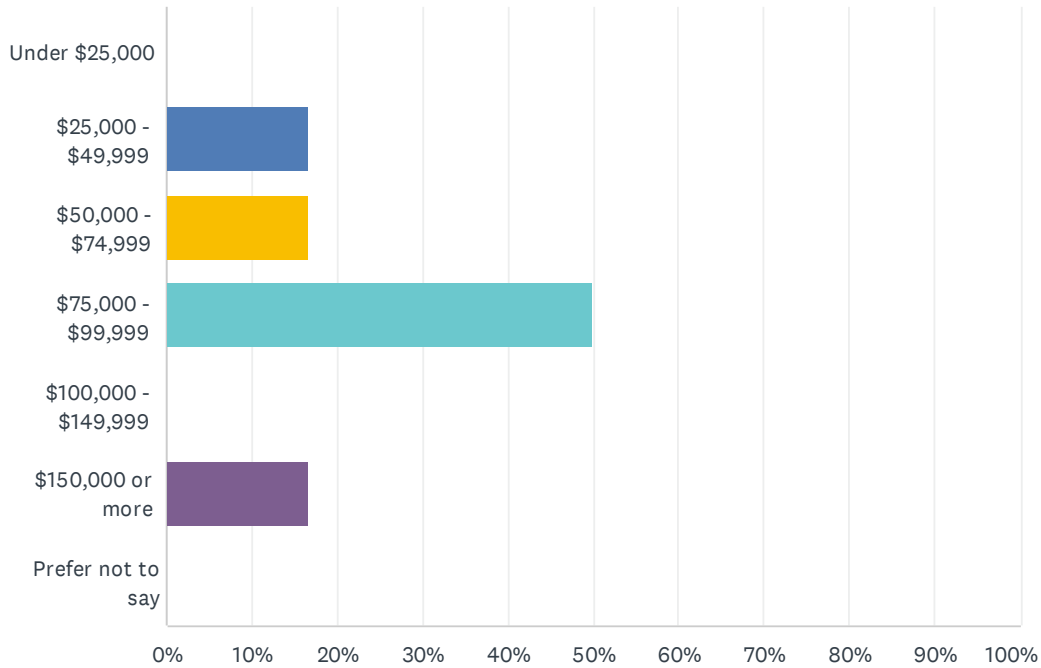
Answered: 6 Skipped: 3



ANSWER CHOICES	RESPONSES	
Less than high school diploma	0.00%	0
High school diploma or equivalent (e.g., GED)	0.00%	0
Some college, no degree	33.33%	2
Associate degree	0.00%	0
Bachelor's degree	66.67%	4
Master's degree	0.00%	0
Doctorate or professional degree	0.00%	0
Prefer not to say	0.00%	0
TOTAL		6

Q48 What is your household income?

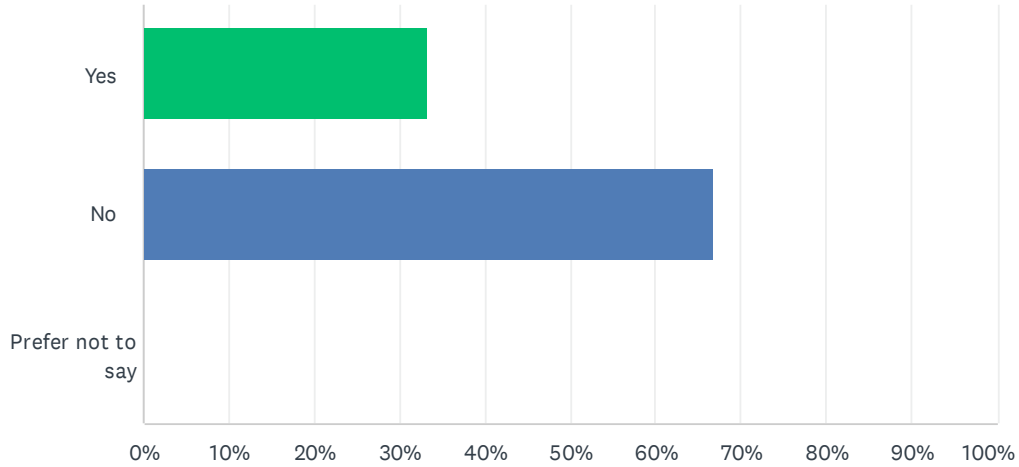
Answered: 6 Skipped: 3



ANSWER CHOICES	RESPONSES	
Under \$25,000	0.00%	0
\$25,000 - \$49,999	16.67%	1
\$50,000 - \$74,999	16.67%	1
\$75,000 - \$99,999	50.00%	3
\$100,000 - \$149,999	0.00%	0
\$150,000 or more	16.67%	1
Prefer not to say	0.00%	0
TOTAL		6

Q49 Do you have any children under the age of 18 living in your household?

Answered: 6 Skipped: 3



ANSWER CHOICES	RESPONSES	
Yes	33.33%	2
No	66.67%	4
Prefer not to say	0.00%	0
TOTAL		6

New Citizen's Advisory Committee Application

From Lane Regional Air Pollution Agency <no_reply@www.lrapa.org>
via mail1.wpengine.com

Date Thu 11/14/2024 4:12 PM

To Public Affairs <PublicAffairs@LRAPA.ORG>

Name

Kelly Wood

Address

[REDACTED]

Phone

[REDACTED]

Email

[REDACTED]

Community Segment

Industry - \$0.00

In your view, what should be the primary focus of an advisory committee in influencing environmental policy?

I feel that the primary purpose of an advisory committee is to provide perspective, advice, and recommendations to a decision-making body. Gathering expertise and personal experience from a variety of individuals offers valuable insights on complex matters. Environmental policy impacts all aspects of our community and it is important to have representation and input from a diverse group when making recommendations.

What motivates you to join the advisory committee, and what unique contributions do you envision making?

I have served on the CAC as a representative of Industry since May 2018. Since that time I have become more familiar with the complexities of LRAPA and the evolving nature of environmental policy. I feel fortunate to have had the opportunity to learn more about LRAPA's processes, compliance challenges, and permitting, and I feel there is still more to learn. I believe my background with ODOT and DOGAMI prior to working for Wildish gives me a unique perspective regarding regulation and permitting.

Please describe your level of familiarity with LRAPA, including any specific areas of interest?

I have become very familiar with LRAPA over the past six years. While I am eager to continue learning, I am particularly interested in community relationships and communications. I believe that increased outreach and education will lead to better understanding of regulations, better relationships in the community, and better compliance from industry.

Are you involved in any other advisory boards, committees, neighborhood associations, or other community group? If so, please specify and describe your role and responsibilities in these organizations?

I currently serve on the Lane Community College's Technical Advisory Committee for the Welding and Fabrication Program. I serve on the McKenzie Watershed Council and am a Board Member of the McKenzie Watershed Alliance. I also serve on the Environmental, Health, and Safety committee for the Oregon Concrete and Aggregate Producers Association.

What specific factors or aspects do you think are most important to consider when assessing how well LRAPA is doing its job?

There are countless measurements that can be considered when assessing the performance of a regulatory agency. Air quality, permit compliance, managing the budget, staff satisfaction, and community education and participation are the primary factors that come to mind. When the community can see quantitative data showing improvements in air

quality, it is clear that progress is being made. Permittee satisfaction is also a great measurement and suggests that industry and regulators are working together for the betterment of our community.

How do you keep yourself informed about the latest changes and updates in air quality regulations?

I am subscribed to the DEQ notifications which provide a wealth of updates regarding environmental regulations. I also regularly attend LRAPA CAC meetings and stay up to date on actions of the Board.

Please provide a brief overview of your professional, educational, and volunteer experiences, focusing on how these experiences equip you to contribute to the Committee's work.

I have a Bachelor's degree in Geological Sciences from the University of Oregon. After graduating, I had the opportunity to work for ODOT for about five years where I traveled the state with a geotechnical drill crew performing subsurface investigations. As an employee of ODOT working on a variety of projects, I was subject to and participated in a wide variety of regulatory evaluations related to our environment (wetland delineations, biological surveys, archaeological surveys, historical surveys, etc.). Subsequent to ODOT, I had the opportunity to work for DOGAMI in the MLRR Program where I learned even more about ground disturbing activities and regulations. These experiences allowed me to engage and coordinate with a variety of federal and state agencies including DSL, ACOE, BLM, USFS, etc. In these roles, I have been able to develop both professional and personal skills when working with committees.

This committee meets over the noon hour once a month, generally the last Tuesday. Are you available during this time?

YES

Sent from [Lane Regional Air Protection Agency](#)